



How To Apply & Activate Your AIA Card




Table of Contents

1. Applying for your AIA Card.....	3
1.1 Starting your AIA Card Application.....	3
1.2 Completing your KYC.....	8
1.3 Ordering your AIA Card.....	15
1.4 Activating your AIA Card.....	20
2. Recharging your AIA Card.....	24
3. Checking your AIA Card PIN & ASC Code.....	29
4. Checking your AIA Card Transactions.....	30
5. Checking your AIA Card Fees & Key Fact Statement.....	31
6. Logging in to your AIA Card Portal.....	32
7. List of Restricted Regions.....	36
7.1 AIA Physical Card.....	36
7.1.1 Restricted Countries.....	36
7.1.2 Not Recommended Regions:.....	37
7.2 AIA Standard & Lite Cards.....	39
8. Need Additional Support?.....	40

1. Applying for your AIA Card




1.1 Starting your AIA Card Application

Head over to <https://aianalysis.group/card> and click on “Apply Now” to browse different AIA Cards.



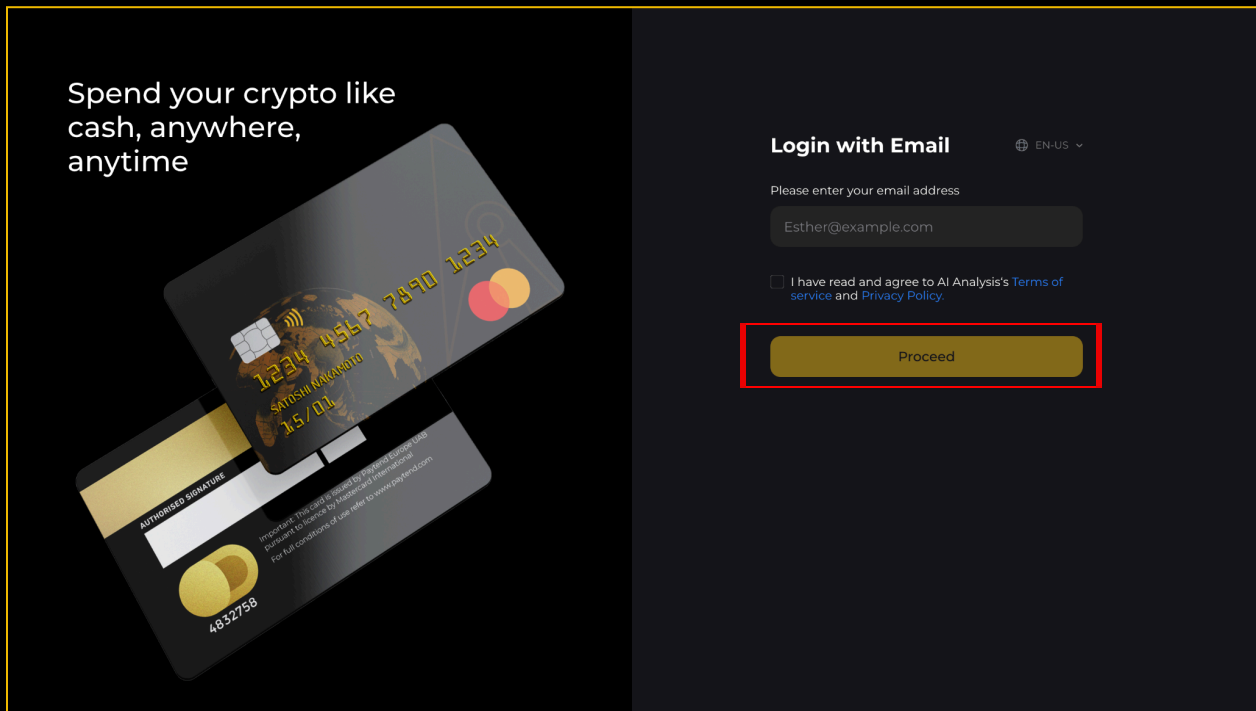
The screenshot shows the AIA Card application page. At the top left is the AI Analysis Group logo. The navigation menu includes Home, Card, Academy, Token, Exchange, Company, and Insights. A small banner reads "Introducing AIA Card". The main heading is "Bridging Crypto to Fiat Transactions Globally with AIA Card". Below this, a sub-heading states: "Enjoy fees as low as 0%, secure global payments with our AIA Card. Access €2k daily ATM withdrawals and monthly limits of €100k." Two buttons are visible: "Apply Now" (highlighted with a red box) and "Login to AIA Card". The bottom of the page features a dark image of a hand holding a glowing card, with a chat icon in the bottom right corner.

You can browse through the limits and features of each card in this section. Once you've selected which card you'd like to apply for, click on "Apply Now". For this example, we will be selecting the Physical Card.

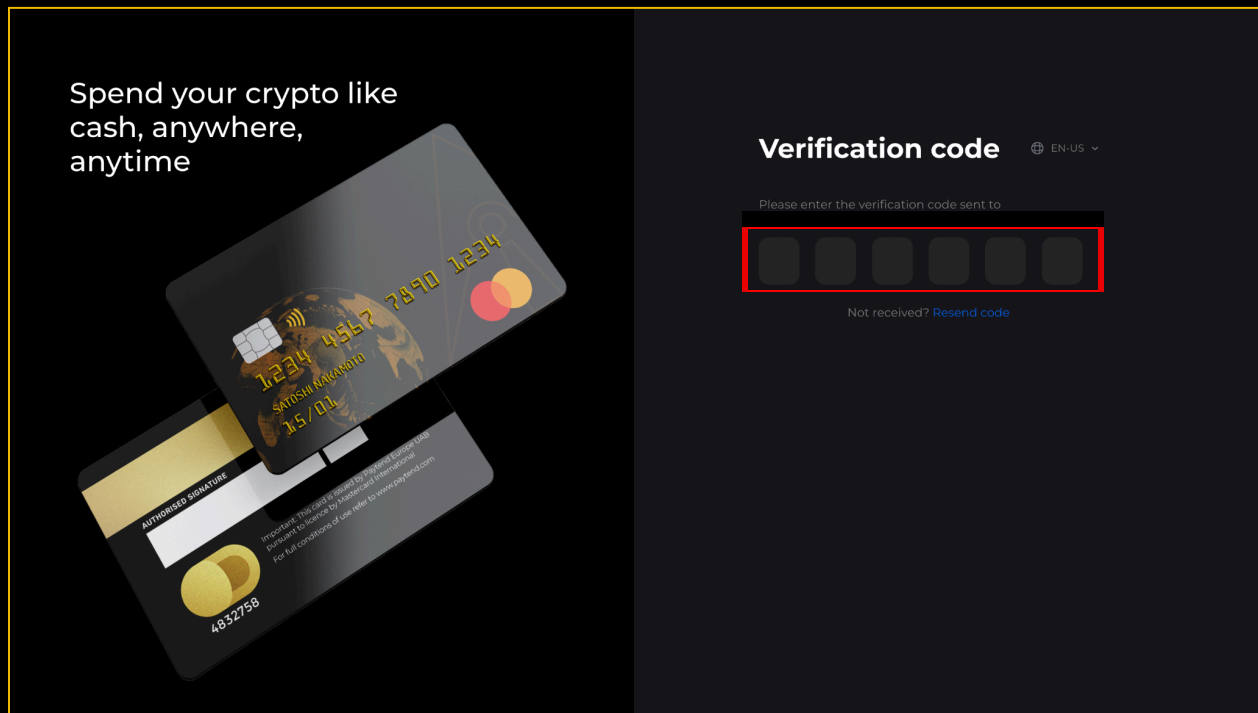
Card Type	Price	Card Type
 <p>Lite Free / Virtual Card</p> <p>Apply Now</p> <p>Benefits:</p> <ul style="list-style-type: none">✓ Up to €300 monthly limit✓ No KYC Required✓ Supports Apple Pay & Google Pay✓ 24/7 customer support	 <p>Standard €25 / Virtual Card</p> <p>Apply Now</p> <p>Benefits:</p> <ul style="list-style-type: none">✓ Up to €10,000 monthly limit✓ KYC Required✓ Supports Apple Pay & Google Pay✓ 24/7 customer support	 <p>Physical €240 / Physical Card</p> <p>Apply Now</p> <p>Benefits:</p> <ul style="list-style-type: none">✓ Up to €10,000 daily spending limit✓ Up to €100,000 monthly limit✓ Up to €2,000 daily ATM withdrawal limit✓ KYC Required✓ Supports Apple Pay & Google Pay✓ 24/7 customer support

To sign up, enter your preferred email address in the highlighted field, click on the checkmark to agree to the terms of service and privacy policy, and then click “Proceed”.

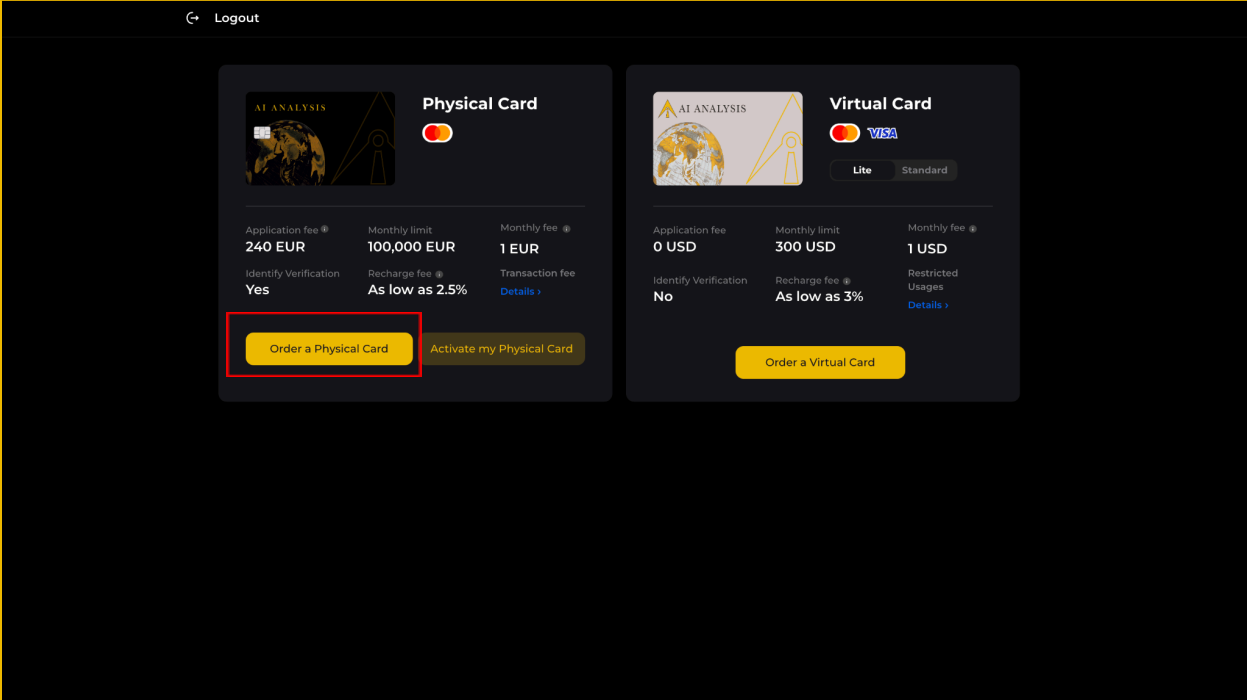
PS. Make sure to read through the policies before accepting.





An OTP will be sent to your registered email address within 1 minute. Enter the OTP code to proceed further. Please note that depending on your email setting, the OTP could be in your Junk/Spam mail, so make sure to check it. However, if you haven't received it, click on "Resend code" to receive a new code to your registered email address.



Select Virtual or Physical Card to browse your desired card from the two options. For this example, we have chosen the Physical AIA Card, so we will go ahead and click on “Order a Physical Card”.



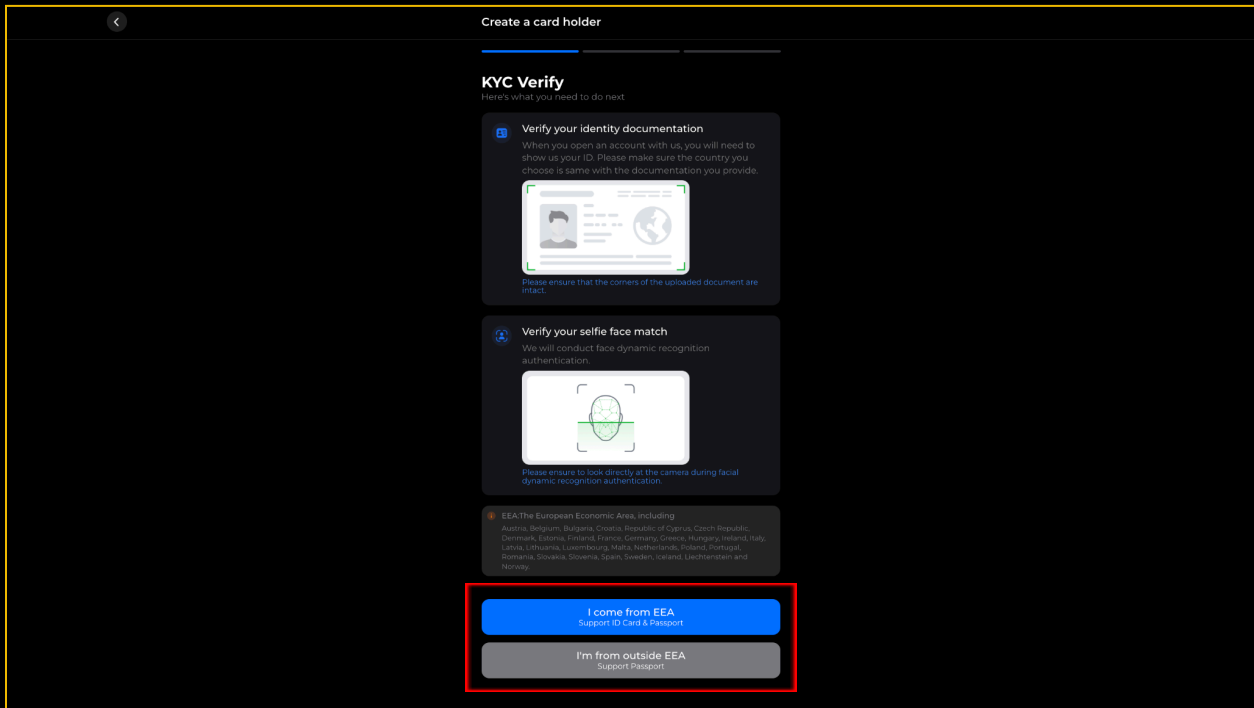
Logout

Physical Card	Virtual Card
	
Application fee # 240 EUR	Application fee 0 USD
Monthly limit 100,000 EUR	Monthly limit 300 USD
Monthly fee # 1 EUR	Monthly fee # 1 USD
Identify Verification Yes	Identify Verification No
Recharge fee # As low as 2.5%	Recharge fee # As low as 3%
Transaction fee Details >	Restricted Usages Details >
Order a Physical Card	Order a Virtual Card
Activate my Physical Card	

1.2 Completing your KYC

You will be required to complete the KYC to complete the process of applying for the AIA Card. The KYC is not applicable for the Lite AIA Card, however, for Standard and Physical, you will need to complete KYC to order your AIA Card.

Click on the correct option. If you are from the EU/EEA click on the “I come from the EEA Region” button. However, if you are from outside the EU/EEA region, click on the “I’m from outside EEA” button.



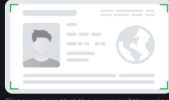
Create a card holder

KYC Verify

Here's what you need to do next

Verify your identity documentation


When you open an account with us, you will need to show us your ID. Please make sure the country you choose is same with the documentation you provide.



Please ensure that the corners of the uploaded document are intact.

Verify your selfie face match

We will conduct face dynamic recognition authentication.



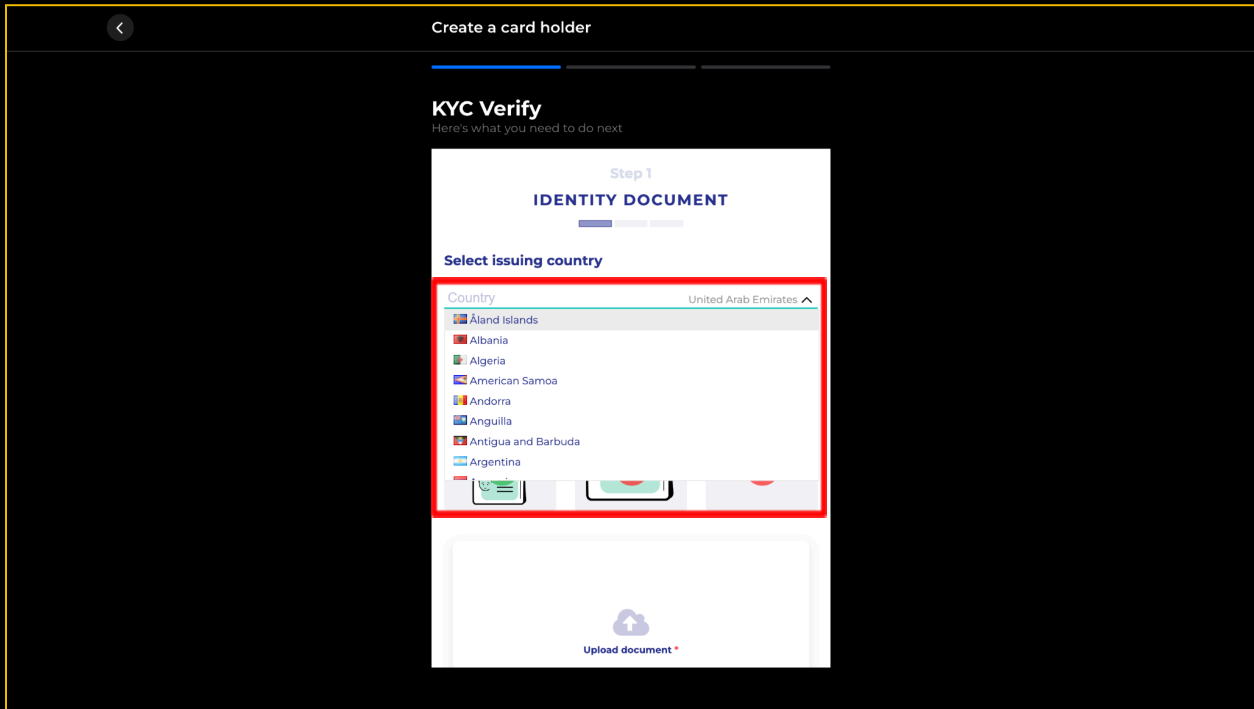
Please ensure to look directly at the camera during facial dynamic recognition authentication.

EEA: The European Economic Area, including
Austria, Belgium, Bulgaria, Croatia, Republic of Cyprus, Czech Republic, Denmark, Estonia, Finland, France, Germany, Greece, Hungary, Ireland, Italy, Latvia, Lithuania, Luxembourg, Malta, Netherlands, Poland, Portugal, Romania, Slovakia, Slovenia, Spain, Sweden, Iceland, Liechtenstein and Monaco.

I come from EEA
Support ID Card & Passport

I'm from outside EEA
Support Passport

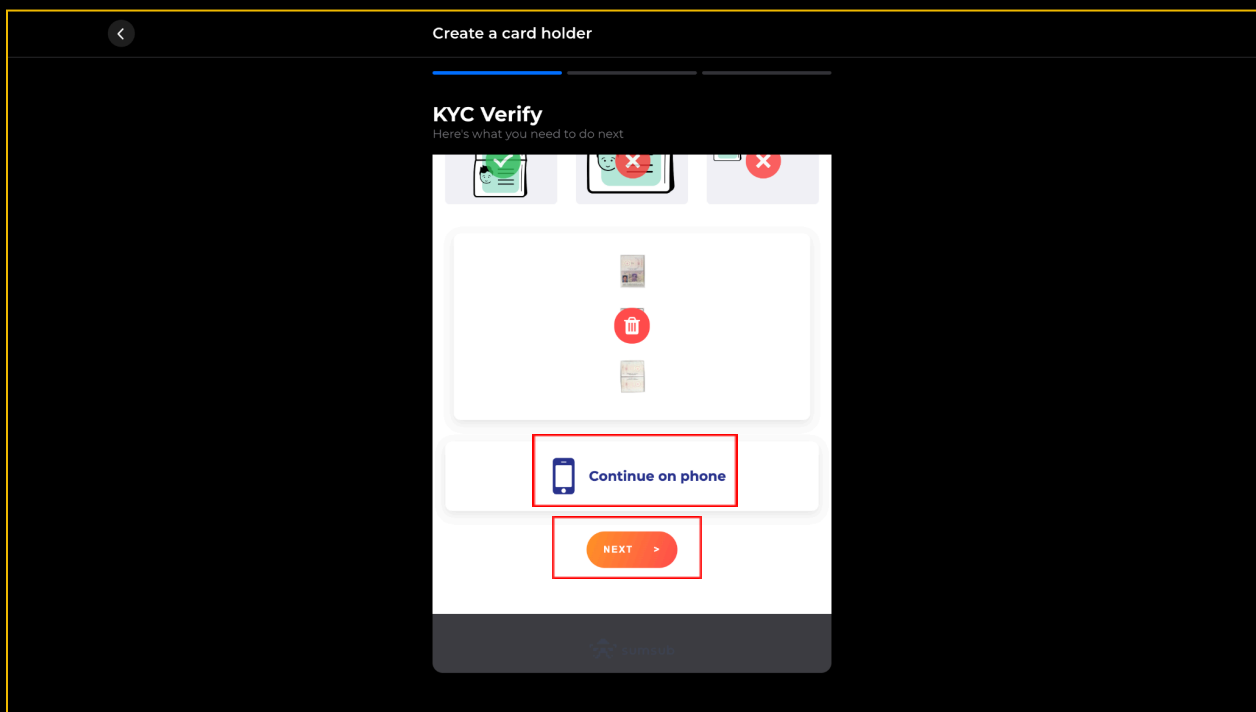
Select the issuing country of your Passport/Identity Document from the drop-down. The AIA Card currently doesn't accept users from sanctioned and high-risk countries. **See the full list of eligible countries [here](#).**



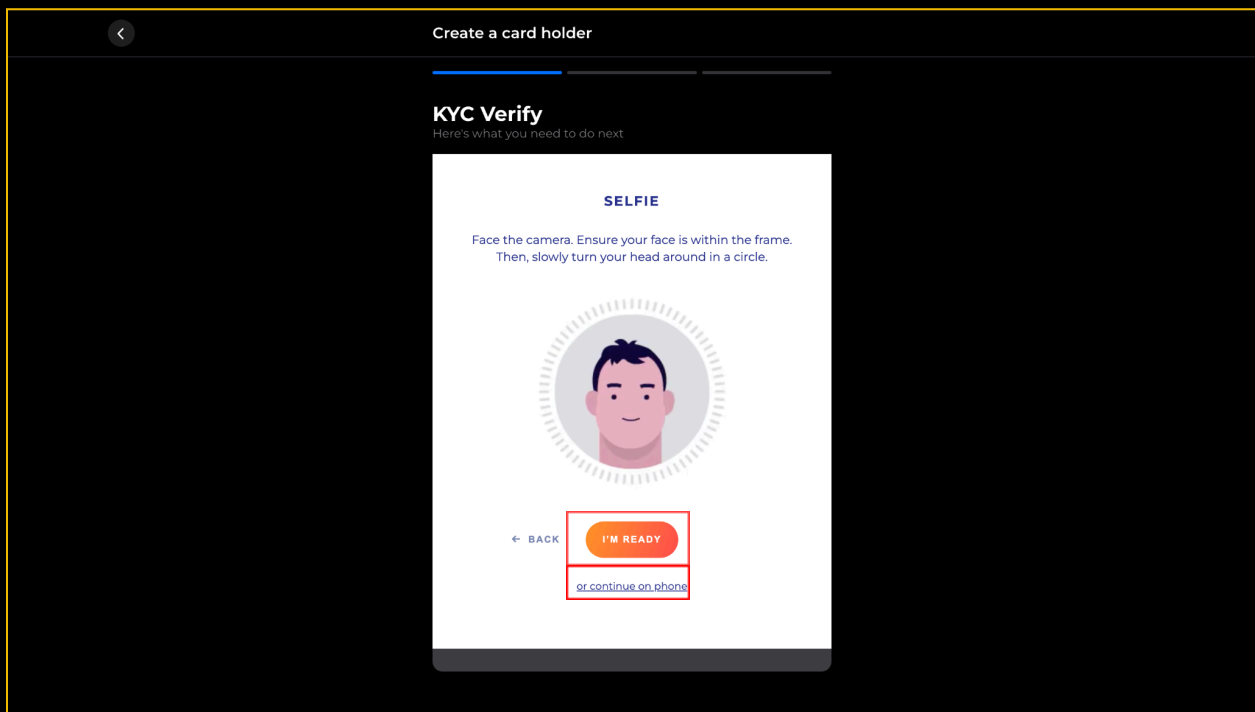
The screenshot shows a mobile application interface for creating a card holder. The main heading is "Create a card holder" with a back arrow on the left. Below this is a progress indicator with three steps, the second of which is active. The section is titled "KYC Verify" with the subtitle "Here's what you need to do next". The current step is "Step 1 IDENTITY DOCUMENT". A red box highlights the "Select issuing country" dropdown menu, which is currently set to "United Arab Emirates". The dropdown list includes the following countries: Åland Islands, Albania, Algeria, American Samoa, Andorra, Anguilla, Antigua and Barbuda, and Argentina. Below the dropdown are two placeholder images for document uploads and an "Upload document" button with a plus icon.

Upload your Passport/Identity Document in the area shown, or click on the “Continue on Phone” to move the KYC process to your mobile phone. Once you are done, click on “Next”.

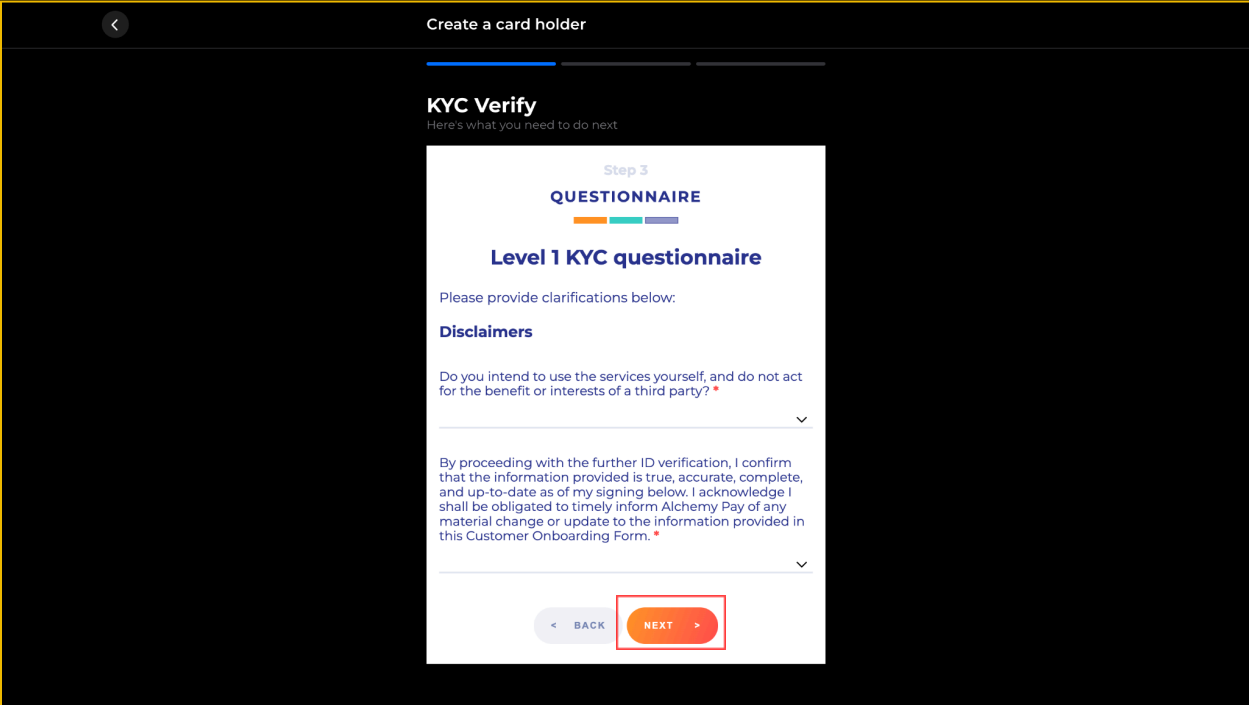
It is recommended to complete the KYC on your mobile phone since you will be required to take a live selfie in the next step.



In this step, you'll be required to do a live selfie and turn your head around in a circle. If you are using a desktop, make sure to grant the camera permission, or click on "Continue on phone" to move to your mobile phone. Make sure you are in a well-lit area, and remove glasses, masks, headwear, etc. to ensure there are no obstructions during the live selfie process.

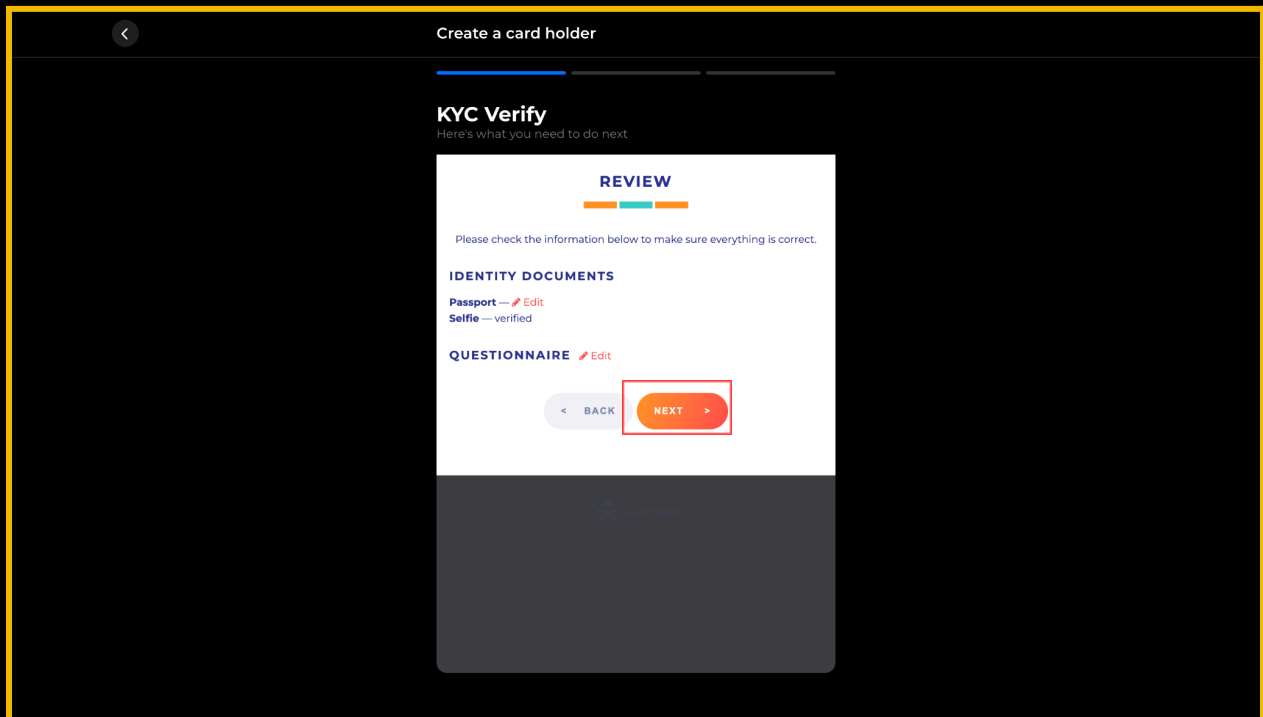


Complete the Level 1 KYC Questionnaire, once done, click on “Next”.

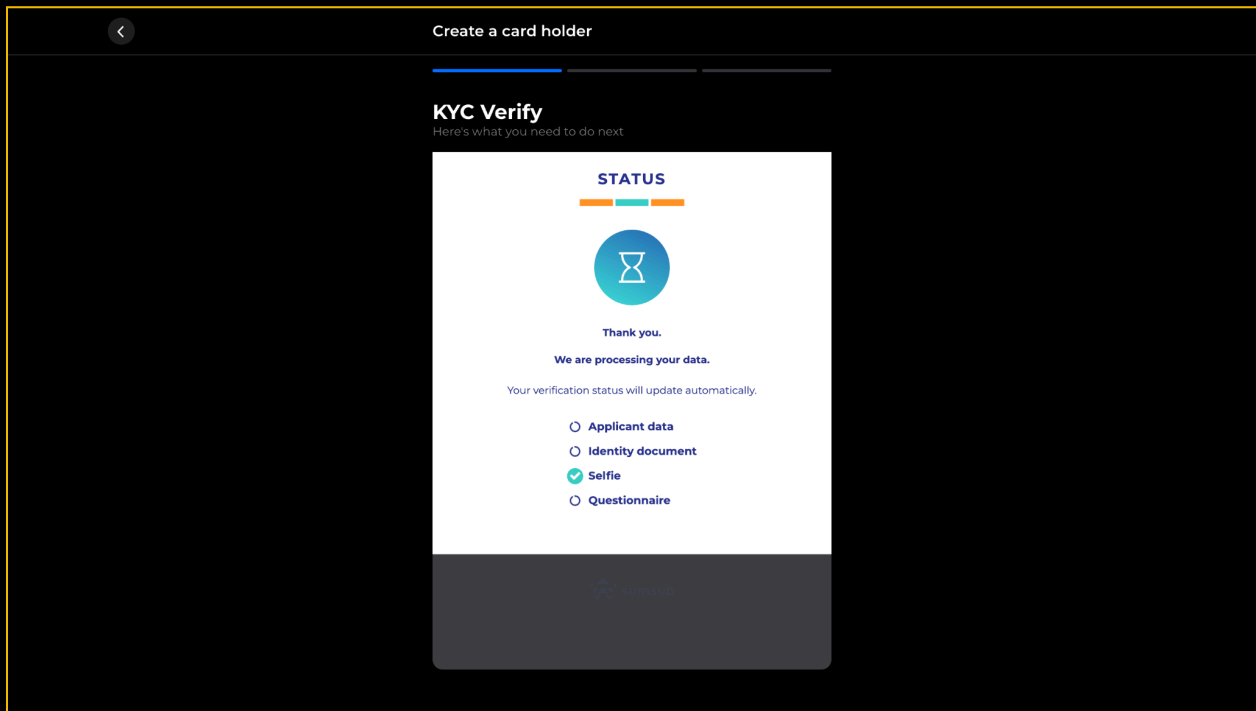


The screenshot shows a mobile application interface for creating a card holder. At the top, there is a back arrow and the text "Create a card holder". Below this, a progress bar indicates the current step. The main heading is "KYC Verify" with the subtitle "Here's what you need to do next". The questionnaire is titled "Step 3 QUESTIONNAIRE" and "Level 1 KYC questionnaire". It asks the user to provide clarifications and includes a "Disclaimers" section with a question: "Do you intend to use the services yourself, and do not act for the benefit or interests of a third party?". A confirmation statement follows: "By proceeding with the further ID verification, I confirm that the information provided is true, accurate, complete, and up-to-date as of my signing below. I acknowledge I shall be obligated to timely inform Alchemy Pay of any material change or update to the information provided in this Customer Onboarding Form." At the bottom, there are two buttons: "BACK" and "NEXT". The "NEXT" button is highlighted with a red box.

Review your KYC applicants, you can edit the document or questionnaire by clicking on the “Edit” button. Or, click “Next” to proceed further.



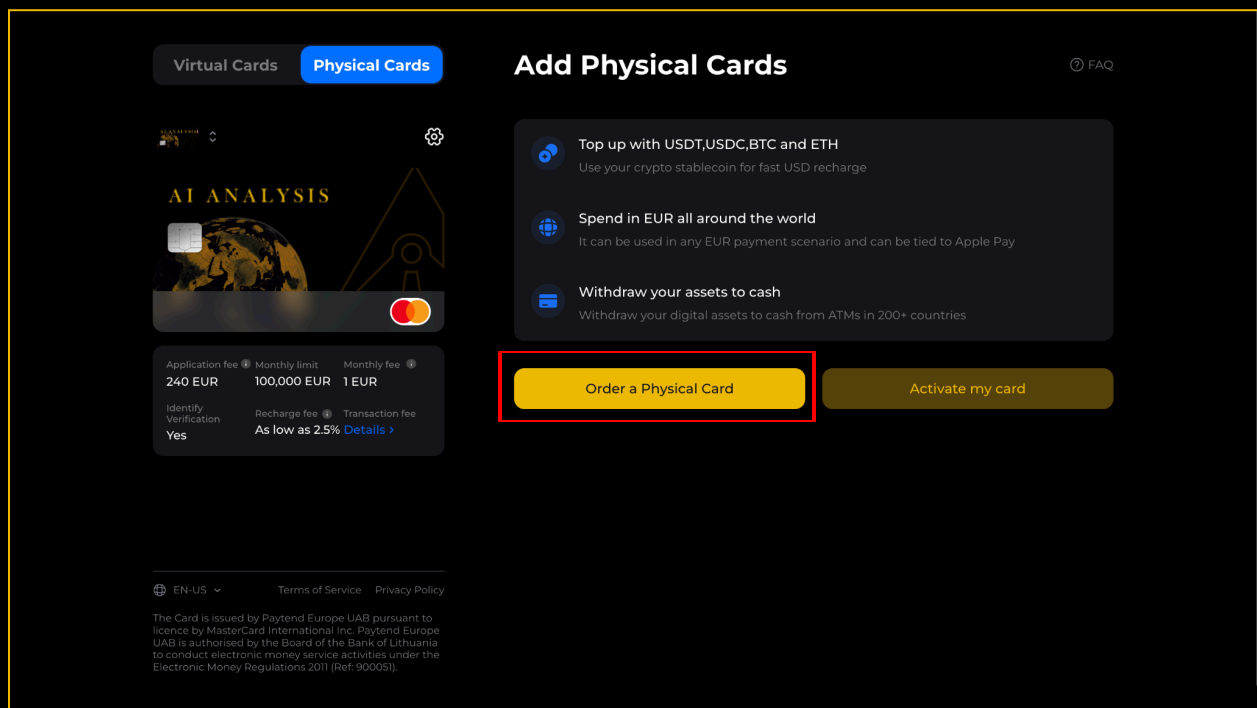
Amazing, your KYC application is being processed now. It can take up to 1 hour for you to get passed through KYC. If you are facing any issues with the KYC, feel free to reach out to our 24/7 dedicated support team for assistance.



1.3 Ordering your AIA Card

Once your KYC has been approved, log into your AIA Card Portal (look at Section 6 - Logging in to your AIA Card Portal) for more information on how to log in to the AIA Card Portal.

Once you are logged in, select whether you'd like to activate a Virtual or Physical Card, for this example, we will apply for the Physical AIA Card. Then, click on "Order a Physical Card".



Virtual Cards Physical Cards Add Physical Cards [FAQ](#)

AI ANALYSIS

Application fee 240 EUR Monthly limit 100,000 EUR Monthly fee 1 EUR

Identify Verification Yes Recharge fee As low as 2.5% Transaction fee [Details](#)

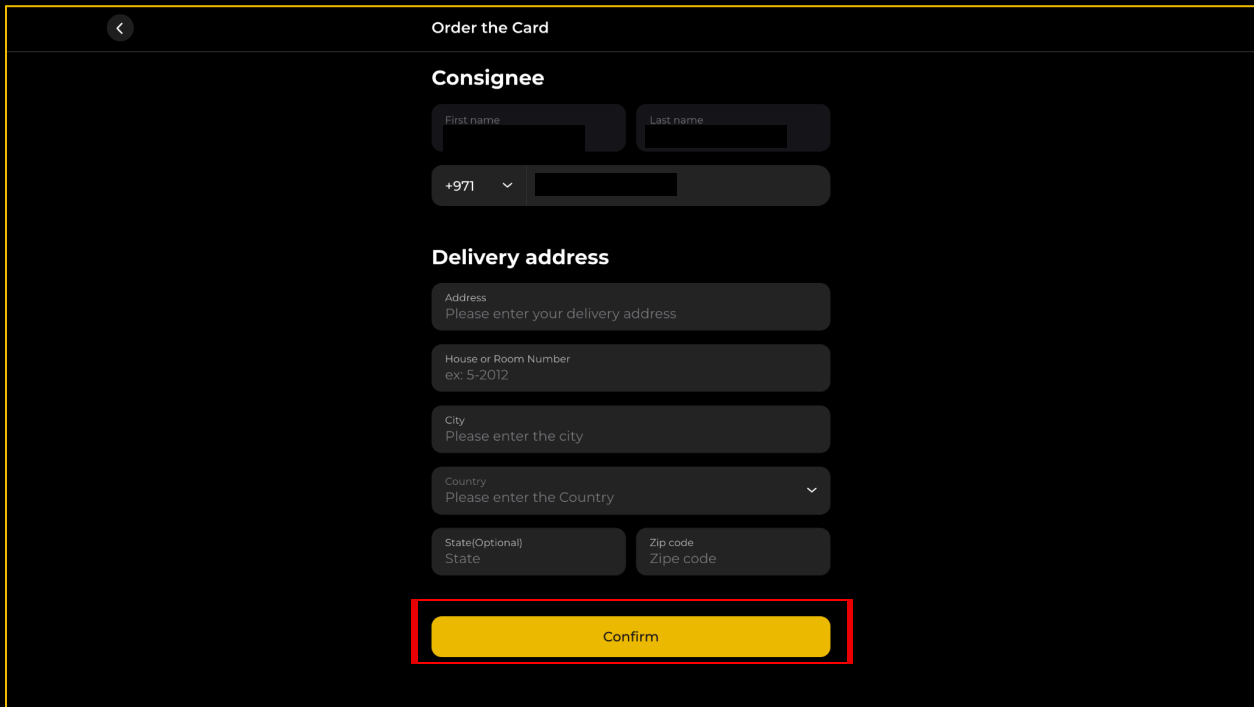
- Top up with USDT, USDC, BTC and ETH
Use your crypto stablecoin for fast USD recharge
- Spend in EUR all around the world
It can be used in any EUR payment scenario and can be tied to Apple Pay
- Withdraw your assets to cash
Withdraw your digital assets to cash from ATMs in 200+ countries

[Order a Physical Card](#) [Activate my card](#)

EN-US [Terms of Service](#) [Privacy Policy](#)

The Card is issued by Paytend Europe UAB pursuant to licence by MasterCard International Inc. Paytend Europe UAB is authorised by the Board of the Bank of Lithuania to conduct electronic money service activities under the Electronic Money Regulations 2011 (Ref: 900051).

Enter your First and Last Name as per your Passport, and a valid phone number, and enter your delivery address as accurately as possible because your Physical AIA Card will be delivered to this address. Once completed, click on “Confirm”



The screenshot shows a mobile application interface for ordering a card. The title is "Order the Card". The form is divided into two main sections: "Consignee" and "Delivery address".

Consignee

- First name: [Text input field]
- Last name: [Text input field]
- Phone number: +971 [Country code dropdown] [Phone number input field]

Delivery address

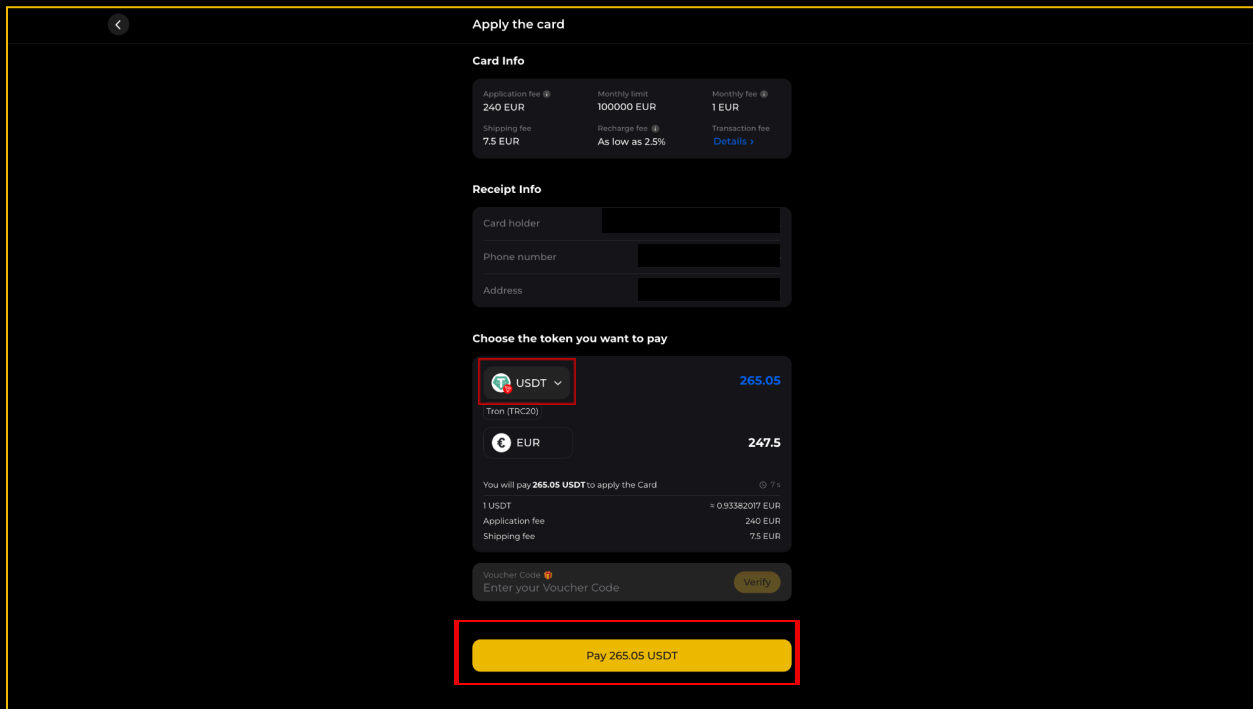
- Address: [Text input field with placeholder "Please enter your delivery address"]
- House or Room Number: [Text input field with placeholder "ex: 5-2012"]
- City: [Text input field with placeholder "Please enter the city"]
- Country: [Dropdown menu with placeholder "Please enter the Country"]
- State(Optional): [Text input field with placeholder "State"]
- Zip code: [Text input field with placeholder "Zip code"]

At the bottom of the form, there is a prominent yellow "Confirm" button, which is highlighted with a red rectangular border.

In this section, you will need to complete the payment for the Physical AIA Card. You can select the USDT network that you will pay from the dropdown. I've selected TRC-20 for this purpose.

If you have a voucher code, make sure to enter that in the field and click "Verify". Once the voucher is verified, click "Pay". If you don't have a voucher code, you can directly click "Pay" to continue.

PS. Make sure the receipt details are correct before paying to avoid any issues with the delivery of your Physical AIA Card.



Apply the card

Card Info

Application fee	Monthly limit	Monthly fee
240 EUR	100000 EUR	1 EUR
Shipping fee	Recharge fee	Transaction fee
7.5 EUR	As low as 2.5%	Details

Receipt Info

Card holder: [Redacted]
Phone number: [Redacted]
Address: [Redacted]

Choose the token you want to pay

USDT 265.05
Tron (TRC20)
 EUR 247.5

You will pay **265.05 USDT** to apply the Card

1 USDT	= 0.93382077 EUR
Application fee	240 EUR
Shipping fee	7.5 EUR

Voucher Code: [Redacted]
Enter your Voucher Code



A unique wallet address and QR will be generated for your payment, valid for the next 30 minutes. You can make this payment using any exchange and/or wallet that supports USDT TRC-20 (or the selected network of USDT).

Please make sure to transfer the exact amount as shown, i.e., 265.05 USDT. Most exchanges and wallets charge transaction fees, so ensure that the “Amount Received” (after deducting the relevant transaction fees) is the exact amount as shown, i.e., 265.05 USDT.

Please note that if you send less or more than the exact amount shown, your funds are at risk of getting lost forever. Make sure to NOT send any funds to the wallet address if it's been more than 30 minutes, since after 30 minutes, the wallet address and QR resets. If you send funds to a wallet address after 30 minutes, your funds are at risk of getting lost forever.

If you have any concerns, please don't hesitate to contact our dedicated 24/7 support team to assist you.


Once the payment is done, click on “Done” to proceed forward.

Apply the card

Payment amount **
265.05 USDT

USDT Tron (TRC20)

Please complete the transfer within this time
⌚ 29:50



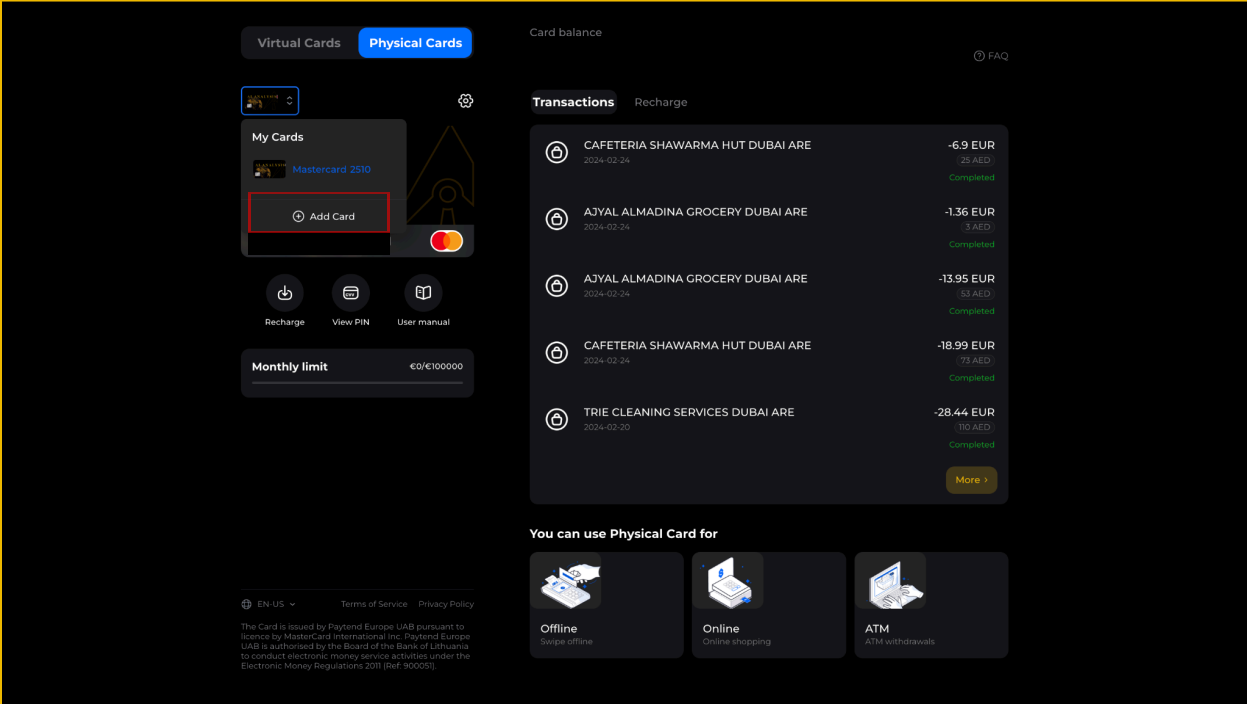
Recharge Address (TRC20)
TVMbbs8VQdbxXNSoACEEPPc5
V9sQpAAASxB

1. Please keep the recharge amount consistent with the order amount, otherwise it will lead to capital loss
2. Average arrival time: 5min-10min
3. This address only accept TRC20
4. Please do not deposit any other assets to this address
5. An address can only be recharged once, do not save the screenshot and reuse

Done

1.4 Activating your AIA Card

You will be redirected back to the homepage, click on the drop-down under “Physical Cards” and click on “Add New Card”



The screenshot displays the AIA Card management interface. At the top, there are tabs for 'Virtual Cards' and 'Physical Cards', with 'Physical Cards' being the active tab. Below the tabs, there is a 'Card balance' section and a 'FAQ' link. The main content area is divided into two sections: 'My Cards' and 'Transactions'.

My Cards: This section shows a 'Mastercard 2510' card. A red box highlights the 'Add Card' button. Below the card, there are icons for 'Recharge', 'View PIN', and 'User manual'. A 'Monthly limit' of €0/€100000 is also displayed.

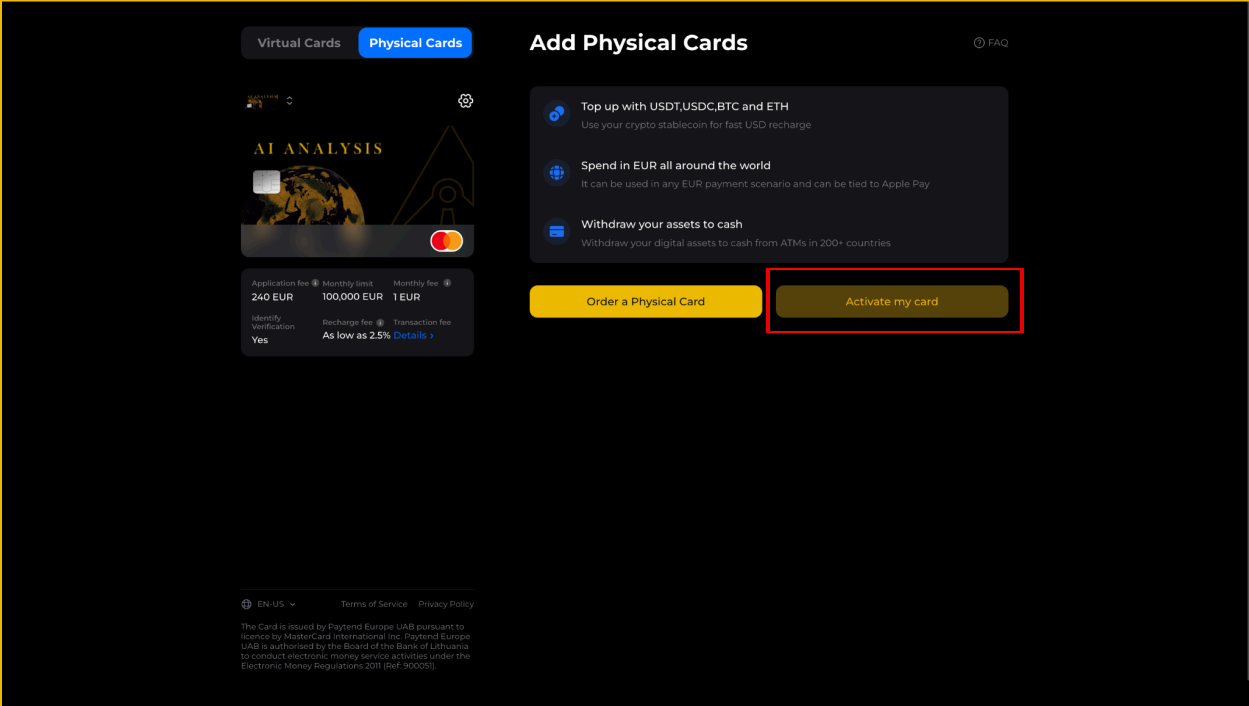
Transactions: This section lists recent transactions with the following details:

Transaction Description	Date	Amount (EUR)	Amount (AED)	Status
CAFETERIA SHAWARMA HUT DUBAI ARE	2024-02-24	-6.9	25	Completed
AJYAL ALMADINA GROCERY DUBAI ARE	2024-02-24	-1.36	3	Completed
AJYAL ALMADINA GROCERY DUBAI ARE	2024-02-24	-13.95	53	Completed
CAFETERIA SHAWARMA HUT DUBAI ARE	2024-02-24	-18.99	73	Completed
TRIE CLEANING SERVICES DUBAI ARE	2024-02-20	-28.44	110	Completed

Below the transactions, there is a section titled 'You can use Physical Card for' with three options: 'Offline' (Swipe offline), 'Online' (Online shopping), and 'ATM' (ATM withdrawals).

At the bottom left, there is a language selector set to 'EN-US', links for 'Terms of Service' and 'Privacy Policy', and a disclaimer: 'The Card is issued by Paytend Europe UAB pursuant to license by Mastercard International Inc. Paytend Europe UAB is authorised by the Board of the Bank of Lithuania to conduct electronic money service activities under the Electronic Money Regulations 2011 (NoF 900053)'.

Click on “Activate Card”



Virtual Cards **Physical Cards** Add Physical Cards FAQ

AI ANALYSIS

Application fee 240 EUR Monthly limit 100,000 EUR Monthly fee 1 EUR

Identity Verification: Yes Recharge fee: As low as 2.5% Transaction fee: Details

Top up with USDT, USDC, BTC and ETH
Use your crypto stablecoin for fast USD recharge

Spend in EUR all around the world
It can be used in any EUR payment scenario and can be tied to Apple Pay

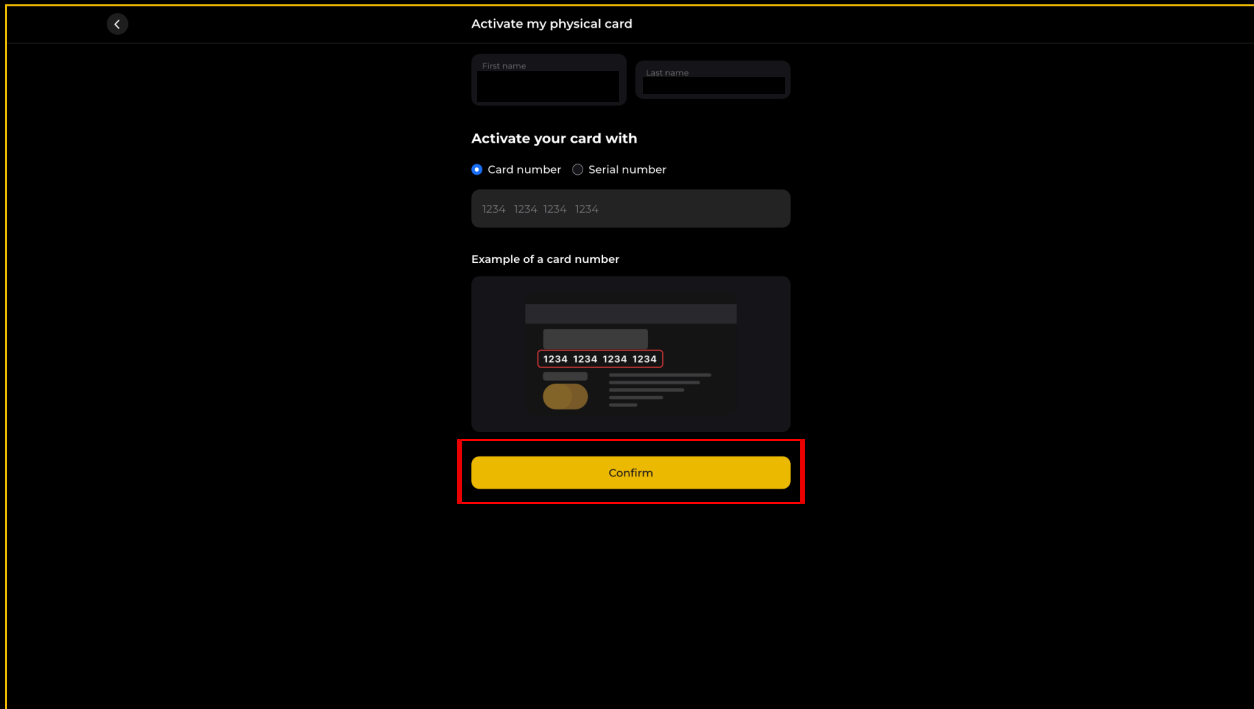
Withdraw your assets to cash
Withdraw your digital assets to cash from ATMs in 200+ countries

Order a Physical Card **Activate my card**

EN-US Terms of Service Privacy Policy

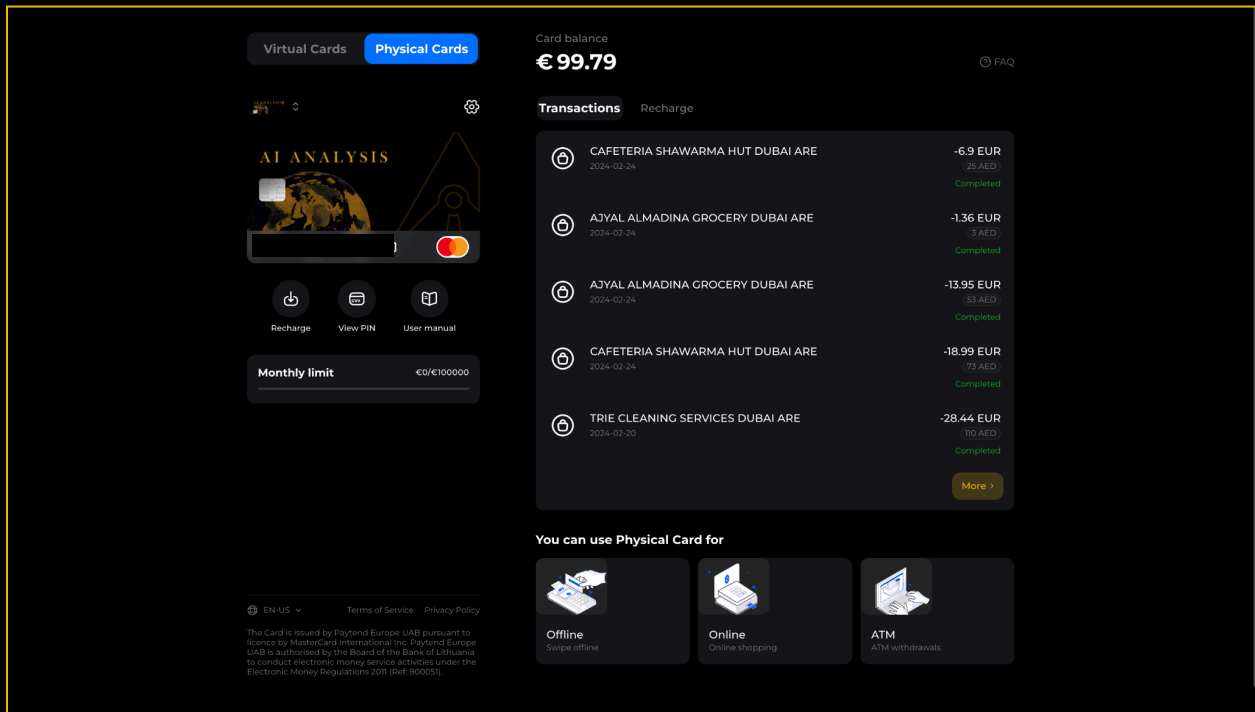
The Card is issued by Payzend Europe, UAB pursuant to license by Mastercard International Inc. Payzend Europe, UAB is authorised by the Board of the Bank of Lithuania to conduct electronic money service activities under the Electronic Money Regulations 2011 (Ref. 30002).

Add the card number of your Physical AIA Card, and click “Continue” to proceed further. You will be asked to enter the Expiry Date and CVC in the next steps to complete the activation of your Physical AIA Card. Make sure to follow the on-screen instructions.



The screenshot shows a mobile application interface for activating a physical card. At the top, there is a back arrow and the title "Activate my physical card". Below the title are two input fields for "First name" and "Last name". Underneath, the section "Activate your card with" contains two radio buttons: "Card number" (which is selected) and "Serial number". A text input field below this section contains the placeholder "1234 1234 1234 1234". Below the input field is the text "Example of a card number" and a small image of a card with the same placeholder number highlighted. At the bottom of the form, a yellow "Confirm" button is highlighted with a red rectangular border.

And, voila! Your Physical AIA Card is activated and ready to be used.



The screenshot displays the 'Physical Cards' section of the AI ANALYSIS mobile application. At the top, there are tabs for 'Virtual Cards' and 'Physical Cards', with 'Physical Cards' being the active tab. Below the tabs, the card balance is shown as €99.79. A card image is displayed with the AI ANALYSIS logo and a Mastercard logo. Below the card image are three icons: 'Recharge', 'View PIN', and 'User manual'. A 'Monthly limit' section shows a limit of €9/€100000. To the right, a 'Transactions' list shows five recent transactions, all marked as 'Completed'. Below the transactions, there are three icons representing 'Offline' (swipe offline), 'Online' (online shopping), and 'ATM' (ATM withdrawals). At the bottom left, there are links for 'EN-US', 'Terms of Service', and 'Privacy Policy'. A small disclaimer at the bottom left states: 'The Card is issued by Paystend Europe UAB pursuant to license by Mastercard International Inc. Paystend Europe UAB is authorised by the Board of the Bank of Lithuania to conduct electronic money service activities under the Electronic Money Regulations 2011 (Ref. 300023)'.

Virtual Cards **Physical Cards**

Card balance
€99.79 [FAQ](#)

Transactions Recharge

Transaction	Amount	Status
CAFETERIA SHAWARMA HUT DUBAI ARE 2024-02-24	-6.9 EUR (25 AED)	Completed
AJYAL ALMADINA GROCERY DUBAI ARE 2024-02-24	-1.36 EUR (3 AED)	Completed
AJYAL ALMADINA GROCERY DUBAI ARE 2024-02-24	-13.95 EUR (53 AED)	Completed
CAFETERIA SHAWARMA HUT DUBAI ARE 2024-02-24	-18.99 EUR (75 AED)	Completed
TRIE CLEANING SERVICES DUBAI ARE 2024-02-20	-28.44 EUR (110 AED)	Completed

More >

You can use Physical Card for

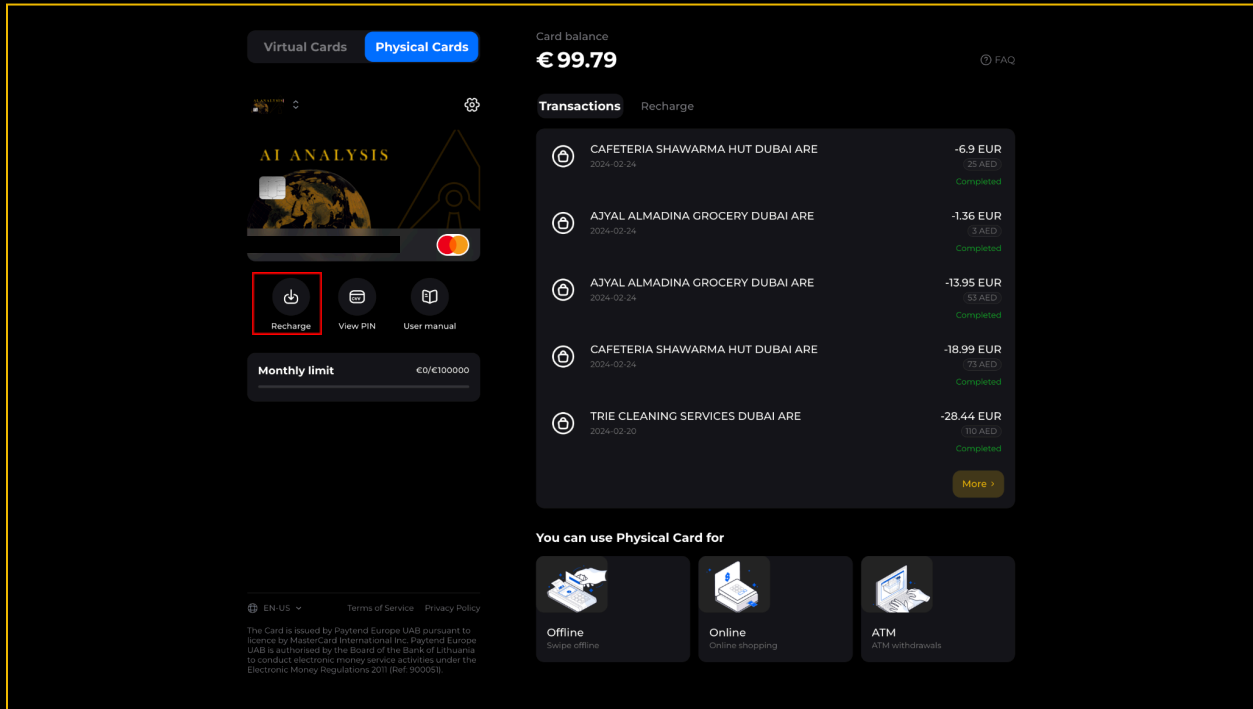
- Offline: Swipe offline
- Online: Online shopping
- ATM: ATM withdrawals

EN-US [Terms of Service](#) [Privacy Policy](#)

The Card is issued by Paystend Europe UAB pursuant to license by Mastercard International Inc. Paystend Europe UAB is authorised by the Board of the Bank of Lithuania to conduct electronic money service activities under the Electronic Money Regulations 2011 (Ref. 300023)

2. Recharging your AIA Card

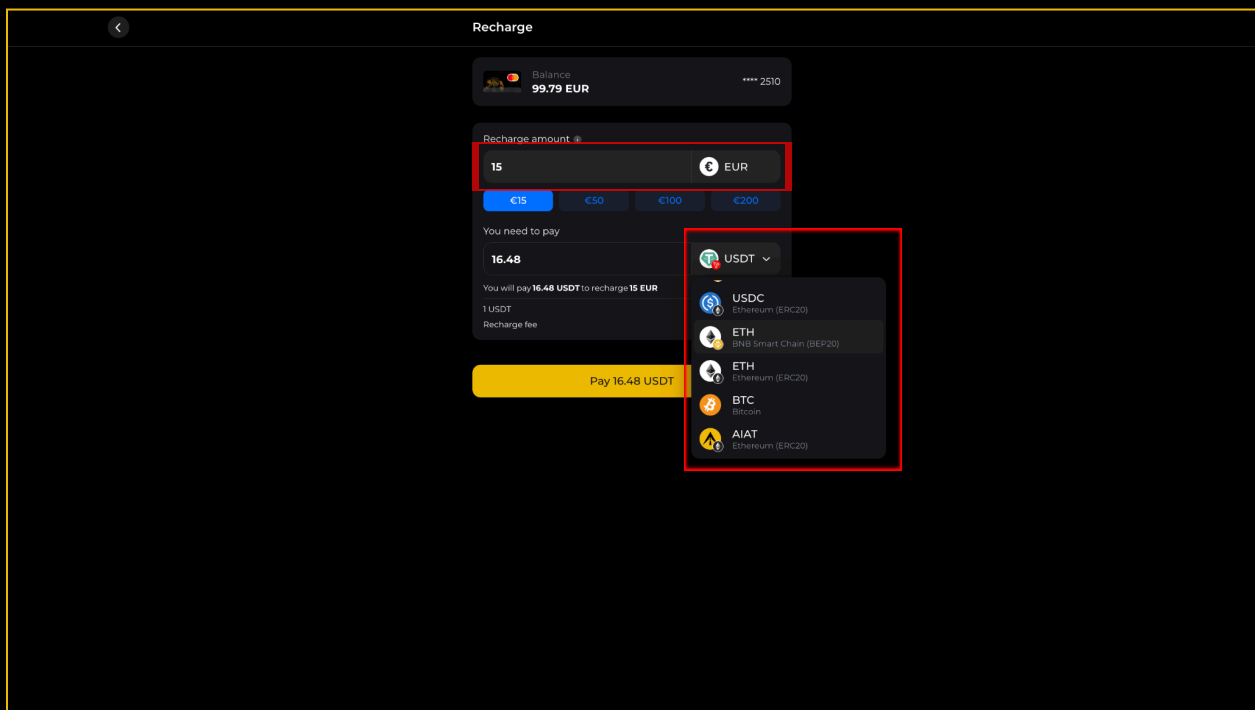
You can recharge the Physical AIA Card by clicking on “Recharge”



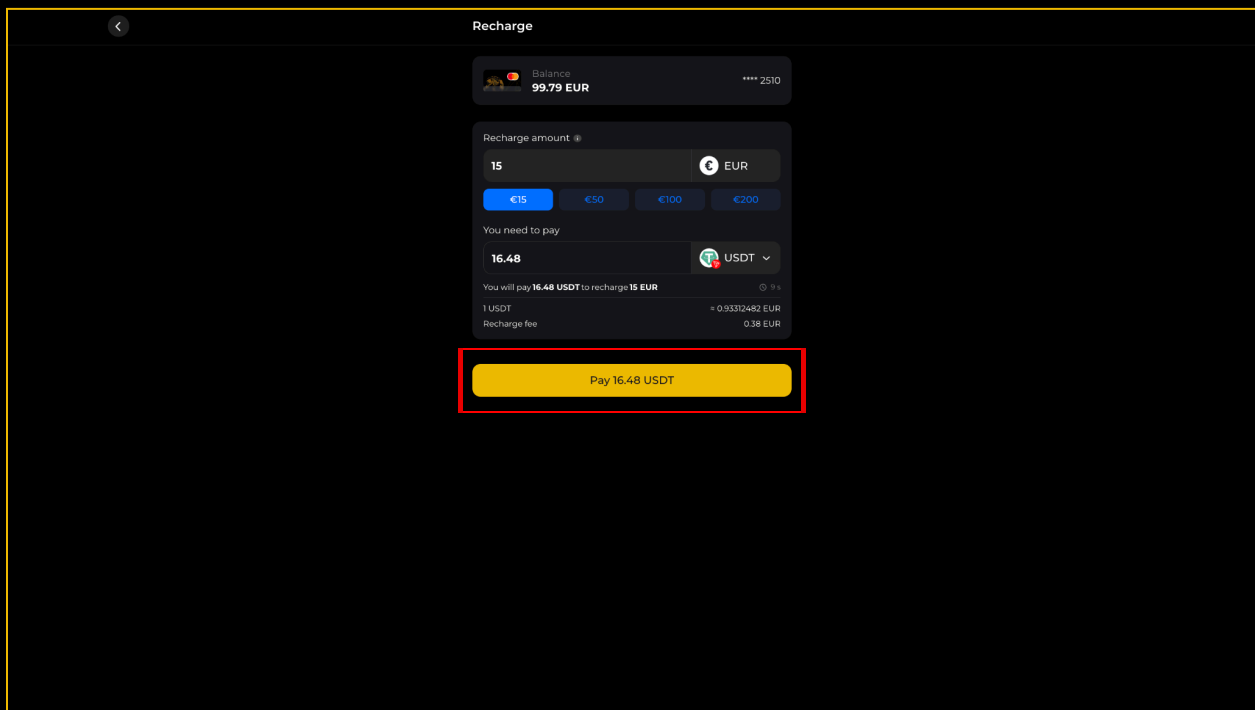
The screenshot displays the mobile application interface for the AIA Card. At the top, there are tabs for 'Virtual Cards' and 'Physical Cards', with 'Physical Cards' selected. The card balance is shown as €99.79. Below the balance, there are three main sections: a card image, a 'Recharge' button (highlighted with a red box), and a 'Monthly limit' of €0/€100000. To the right, a 'Transactions' list shows several completed payments in AED and EUR. At the bottom, there are links for 'Terms of Service' and 'Privacy Policy', and a section titled 'You can use Physical Card for' with icons for 'Offline', 'Online', and 'ATM'.

Transaction	Amount	Status
CAFETERIA SHAWARMA HUT DUBAI ARE	-6.9 EUR (25 AED)	Completed
AJYAL ALMADINA GROCERY DUBAI ARE	-1.36 EUR (3 AED)	Completed
AJYAL ALMADINA GROCERY DUBAI ARE	-13.95 EUR (53 AED)	Completed
CAFETERIA SHAWARMA HUT DUBAI ARE	-18.99 EUR (73 AED)	Completed
TRIE CLEANING SERVICES DUBAI ARE	-28.44 EUR (110 AED)	Completed

You can enter the amount of EUR you want to top up your AIA Physical Card, i.e., 15. The minimum recharge amount is EUR 15 and a fee of 2.5% will be charged on your top-up. You can select from USDT, USDC, ETH, BTC, or AIAT (our native token) to top up your card.



In this case, I will select USDT TRC-20 to recharge the AIA Physical Card. Once selected, the amount of USDT (or selected token) will be displayed. Then, proceed to click on “Pay”.

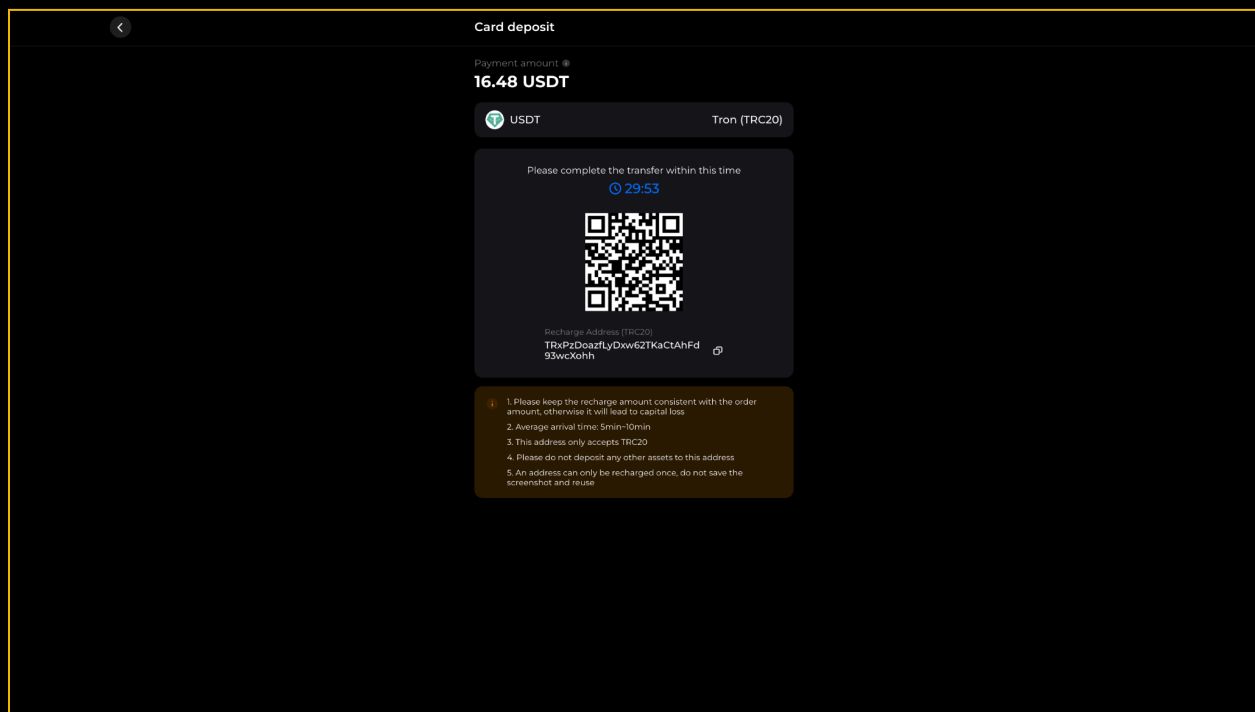


A unique wallet address and QR will be generated for your payment, valid for the next 30 minutes. You can make this payment using any exchange and/or wallet that supports USDT TRC-20 (or the selected token and network).

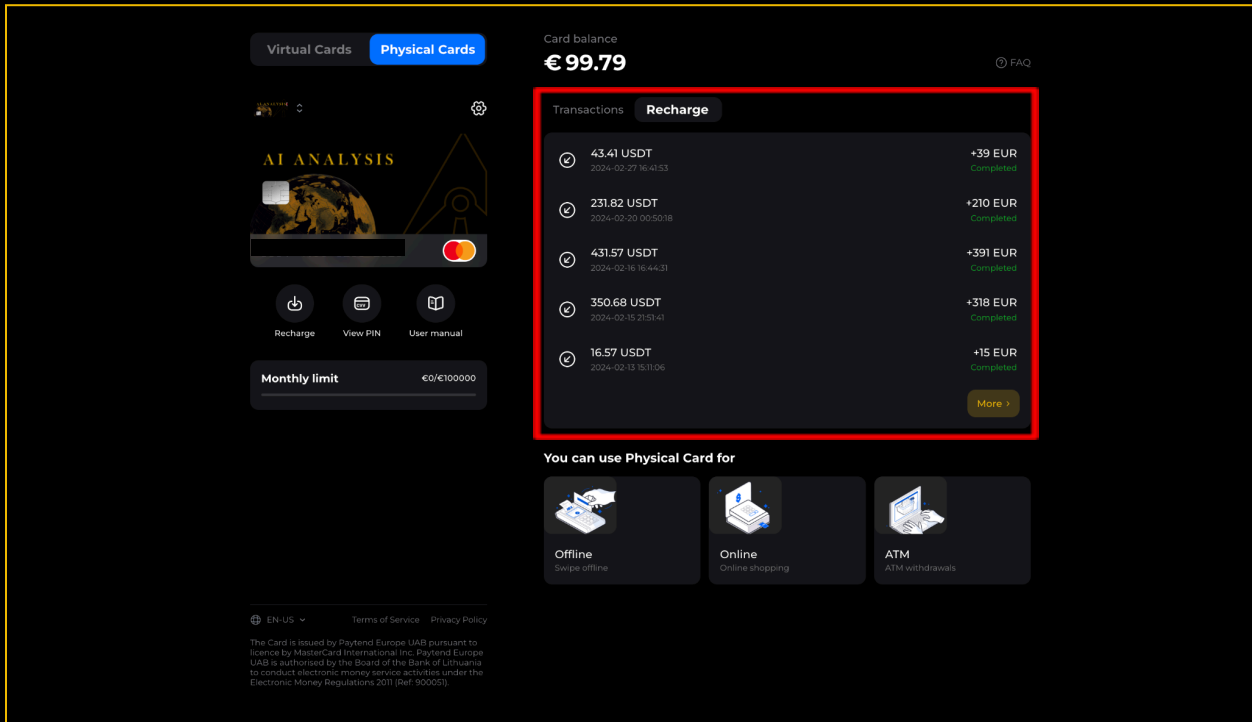
Please make sure to transfer the exact amount as shown, i.e., 16.48 USDT. Most exchanges and wallets charge transaction fees, so ensure that the “Amount Received” (after deducting the relevant transaction fees) is the exact amount as shown, i.e., 16.48 USDT.

Please note that if you send less or more than the exact amount shown, your funds are at risk of getting lost forever. Make sure to NOT send any funds to the wallet address if it's been more than 30 minutes, since after 30 minutes, the wallet address and QR resets. If you send funds to a wallet address after 30 minutes, your funds are at risk of getting lost forever.

If you have any concerns, please don't hesitate to contact our dedicated 24/7 support team to assist you.



Once tokens are transferred, you will get a notification on your registered email address about the successful top-up of your Physical AIA Card. You can view all recharges on your Physical AIA Card in this section here.



The screenshot displays the 'Physical Cards' section of the AI ANALYSIS dashboard. At the top, the card balance is shown as €99.79. Below this, there are navigation options for 'Virtual Cards' and 'Physical Cards'. The main content area is divided into two sections: 'Transactions' and 'Recharge'. The 'Recharge' section is highlighted with a red border and contains a table of recent recharge transactions. Below the transactions, there are icons for 'Offline', 'Online', and 'ATM' usage. At the bottom, there is a footer with legal information.

Transaction	Amount	Status
43.41 USDT 2024-02-27 16:48:53	+39 EUR	Completed
231.82 USDT 2024-02-20 00:50:18	+210 EUR	Completed
431.57 USDT 2024-02-16 16:44:31	+391 EUR	Completed
350.68 USDT 2024-02-15 21:51:41	+318 EUR	Completed
16.57 USDT 2024-02-13 15:11:06	+15 EUR	Completed

Monthly limit: €0/€100000

You can use Physical Card for:

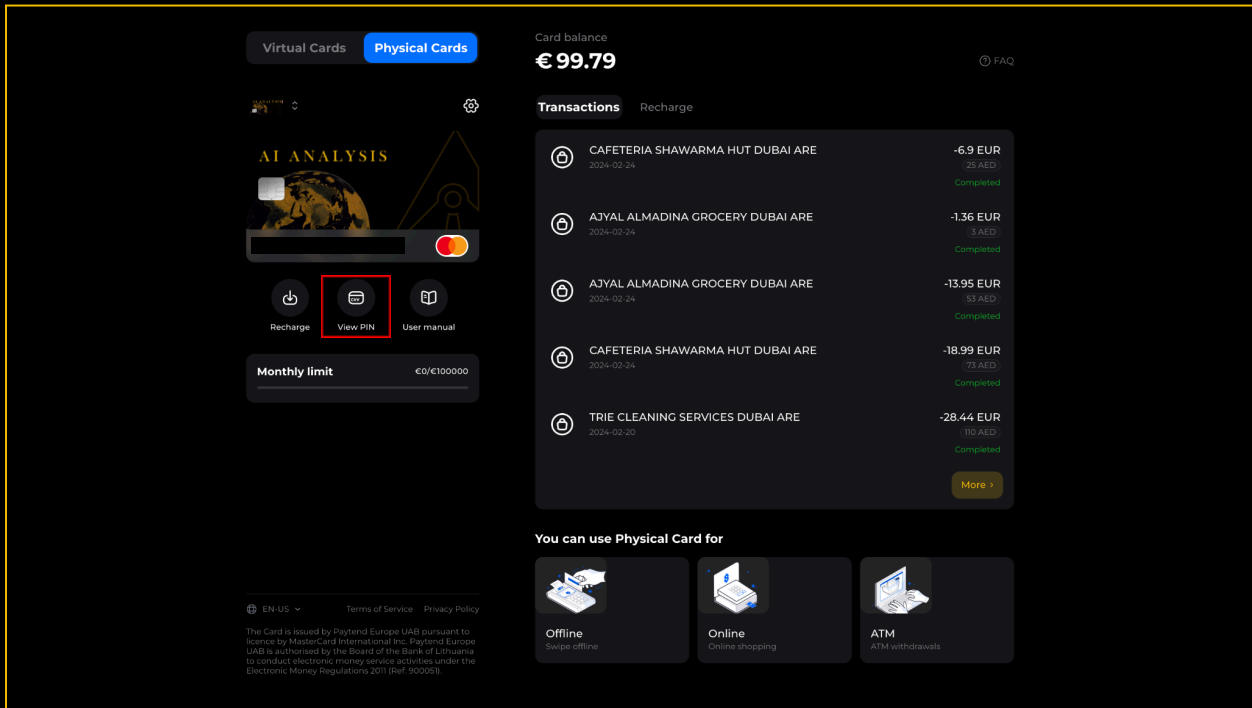
- Offline: Swipe offline
- Online: Online shopping
- ATM: ATM withdrawals

EN-US Terms of Service Privacy Policy

The Card is issued by Payfend Europe UAB pursuant to licence by MasterCard International Inc. Payfend Europe UAB is authorised by the Board of the Bank of Lithuania to conduct electronic money service activities under the Electronic Money Regulations 2011 (Ref. 900051).

3. Checking your AIA Card PIN & ASC Code

To make purchases above \$100, you may be required to add a PIN in the PDQ machine for security reasons, and you may require the ASC and PIN code for online transactions as well. You can find them by clicking on this.



The screenshot displays the AIA Card mobile application interface. At the top, there are tabs for 'Virtual Cards' and 'Physical Cards'. The 'Card balance' is shown as €99.79. Below this, there are sections for 'Transactions' and 'Recharge'. The 'View PIN' option is highlighted with a red box. The 'Monthly limit' is set to €0/€100000. At the bottom, there are links for 'Terms of Service' and 'Privacy Policy'. The card is issued by Paytenid Europe UAB pursuant to license by MasterCard International Inc. Paytenid Europe UAB is authorized by the Board of the Bank of Lithuania to conduct electronic money service activities under the Electronic Money Regulations 2011 (No. 90008).

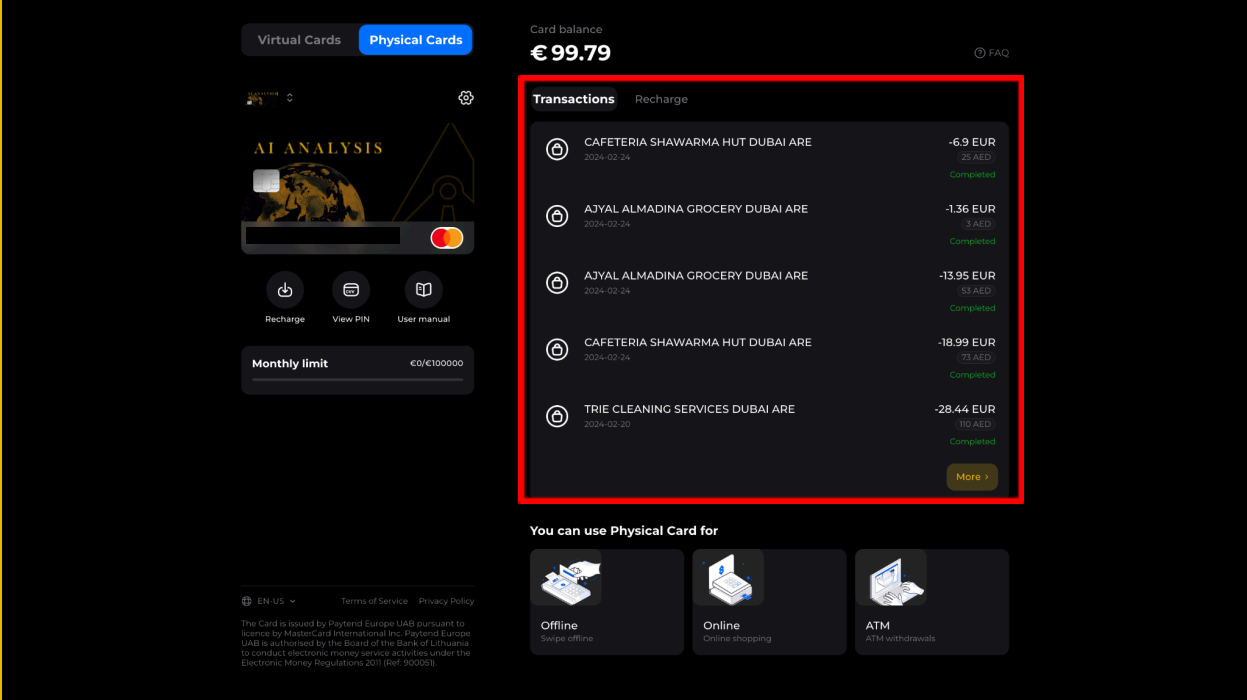
Transaction	Amount	Status
CAFETERIA SHAWARMA HUT DUBAI ARE	-6.9 EUR (25 AED)	Completed
AJYAL ALMADINA GROCERY DUBAI ARE	-1.36 EUR (3 AED)	Completed
AJYAL ALMADINA GROCERY DUBAI ARE	-13.95 EUR (53 AED)	Completed
CAFETERIA SHAWARMA HUT DUBAI ARE	-18.99 EUR (73 AED)	Completed
TRIE CLEANING SERVICES DUBAI ARE	-28.44 EUR (110 AED)	Completed

You can use Physical Card for:

- Offline (sweep offline)
- Online (Online shopping)
- ATM (ATM withdrawals)

4. Checking your AIA Card Transactions

You can check all transactions of your AIA Physical Card in this section.



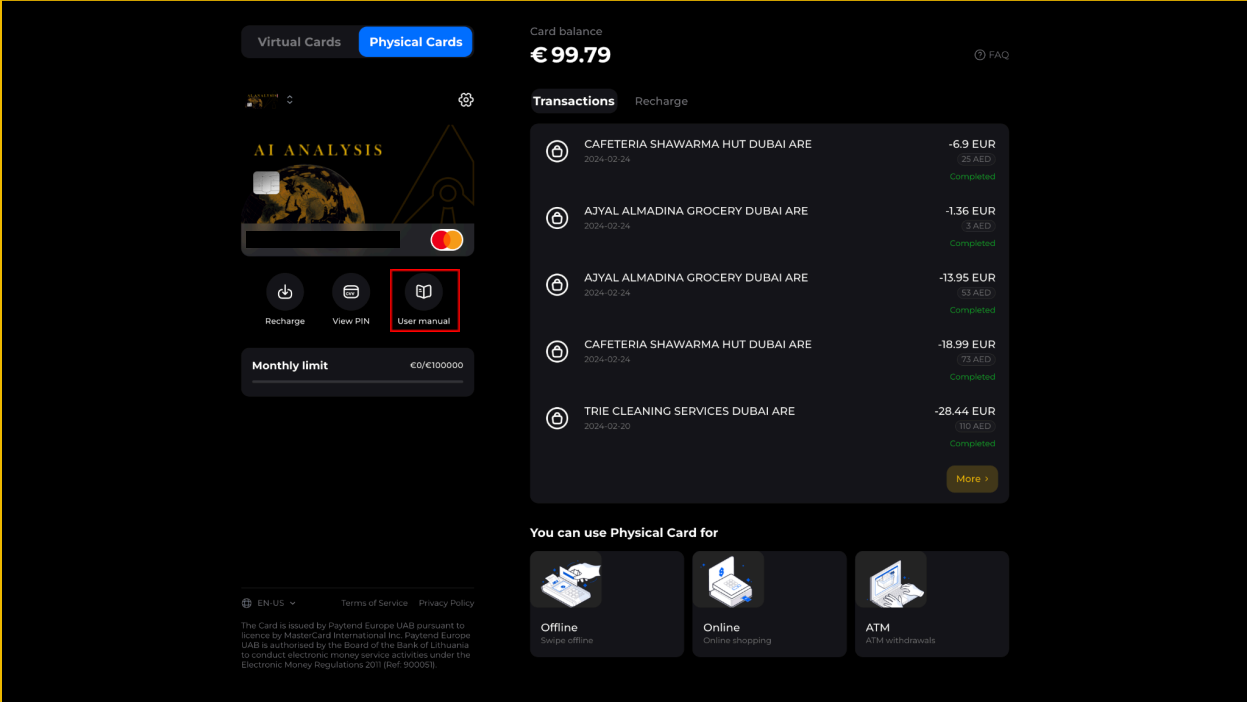
The screenshot displays the AIA app interface. At the top, there are tabs for 'Virtual Cards' and 'Physical Cards'. The 'Physical Cards' tab is active, showing a card balance of €99.79. Below the balance, there is a 'Transactions' section with a red border, listing several transactions. The transactions are as follows:

Transaction Description	Amount (EUR)	Amount (AED)	Status
CAFETERIA SHAWARMA HUT DUBAI ARE 2024-02-24	-6.9	25	Completed
AJYAL ALMADINA GROCERY DUBAI ARE 2024-02-24	-1.36	3	Completed
AJYAL ALMADINA GROCERY DUBAI ARE 2024-02-24	-13.95	53	Completed
CAFETERIA SHAWARMA HUT DUBAI ARE 2024-02-24	-18.99	70	Completed
TRIE CLEANING SERVICES DUBAI ARE 2024-02-20	-28.44	110	Completed

Below the transactions list, there is a 'More >' button. At the bottom of the app, there is a section titled 'You can use Physical Card for' with three options: 'Offline' (Swipe offline), 'Online' (Online shopping), and 'ATM' (ATM withdrawals). The footer contains the language 'EN-US', 'Terms of Service', 'Privacy Policy', and a disclaimer: 'The Card is issued by Paytend Europe UAB pursuant to licence by MasterCard International Inc. Paytend Europe UAB is authorised by the Board of the Bank of Lithuania to conduct electronic money service activities under the Electronic Money Regulations 2011 (Ref. 900021)'.

5. Checking your AIA Card Fees & Key Fact Statement

You can view the full overview and key fact statement of the Physical AIA Card in this section.



The screenshot displays the AIA Card mobile application interface. At the top, there are tabs for 'Virtual Cards' and 'Physical Cards', with 'Physical Cards' selected. The card balance is shown as €99.79. Below this, there are options to 'Recharge', 'View PIN', and 'User manual', with the 'User manual' option highlighted by a red box. The 'Monthly limit' is set to €0/€100000. A 'Transactions' section lists several purchases, including 'CAFETERIA SHAWARMA HUT DUBAI ARE' and 'AJYAL ALMADINA GROCERY DUBAI ARE'. At the bottom, there are icons for 'Offline', 'Online', and 'ATM' usage.

Transaction	Amount	Status
CAFETERIA SHAWARMA HUT DUBAI ARE (2024-02-24)	-6.9 EUR (25 AED)	Completed
AJYAL ALMADINA GROCERY DUBAI ARE (2024-02-24)	-1.36 EUR (3 AED)	Completed
AJYAL ALMADINA GROCERY DUBAI ARE (2024-02-24)	-13.95 EUR (53 AED)	Completed
CAFETERIA SHAWARMA HUT DUBAI ARE (2024-02-24)	-18.99 EUR (75 AED)	Completed
TRIE CLEANING SERVICES DUBAI ARE (2024-02-20)	-28.44 EUR (110 AED)	Completed

You can use Physical Card for

- Offline: Swipe offline
- Online: Online shopping
- ATM: ATM withdrawals

EN-US | Terms of Service | Privacy Policy

The Card is issued by Paytend Europe UAB pursuant to licence by MasterCard International Inc. Paytend Europe UAB is authorised by the Board of the Bank of Lithuania to conduct electronic money service activities under the Electronic Money Regulations 2011 (Ref. 900028).

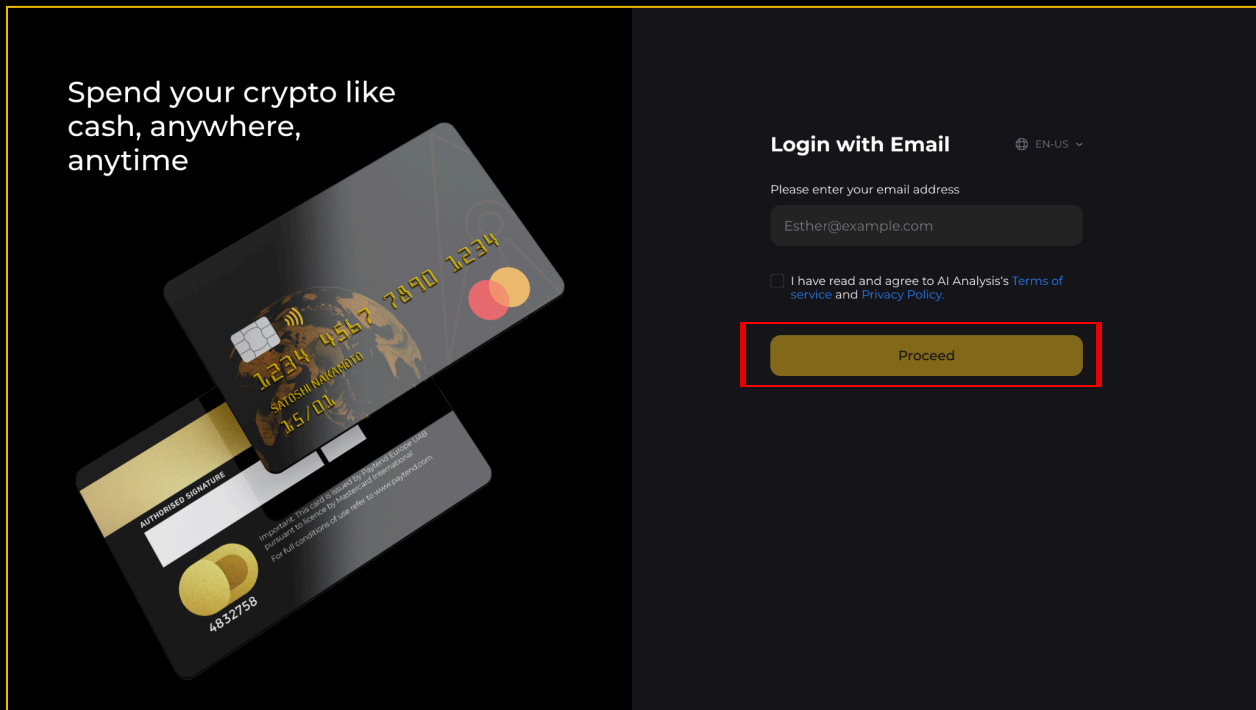
6. Logging in to your AIA Card Portal

Head over to <https://aianalysis.group/card> and click on “Login to AIA Card” to manage your AIA Card(s).

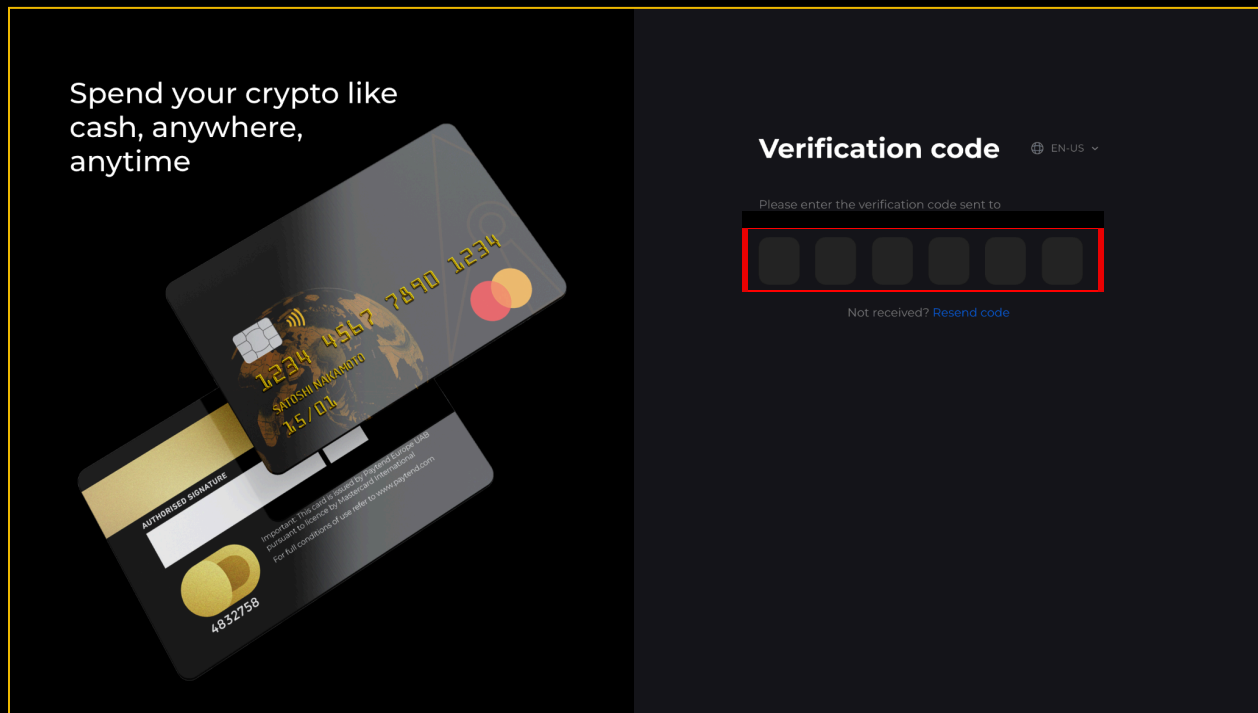


The screenshot shows the AIA Card Portal landing page. At the top left is the AI Analysis Group logo. The navigation menu includes Home, Card, Academy, Token, Exchange, Company (with a dropdown arrow), and Insights. A yellow banner reads "Introducing AIA Card". The main heading is "Bridging Crypto to Fiat Transactions Globally with AIA Card". Below this is a sub-heading: "Enjoy fees as low as 0%, secure global payments with our AIA Card. Access €2k daily ATM withdrawals and monthly limits of €100k." Two buttons are visible: "Apply Now" and "Login to AIA Card", with the latter highlighted by a red box. The bottom section features a dark image of a hand holding a glowing card, with a yellow chat icon in the bottom right corner.

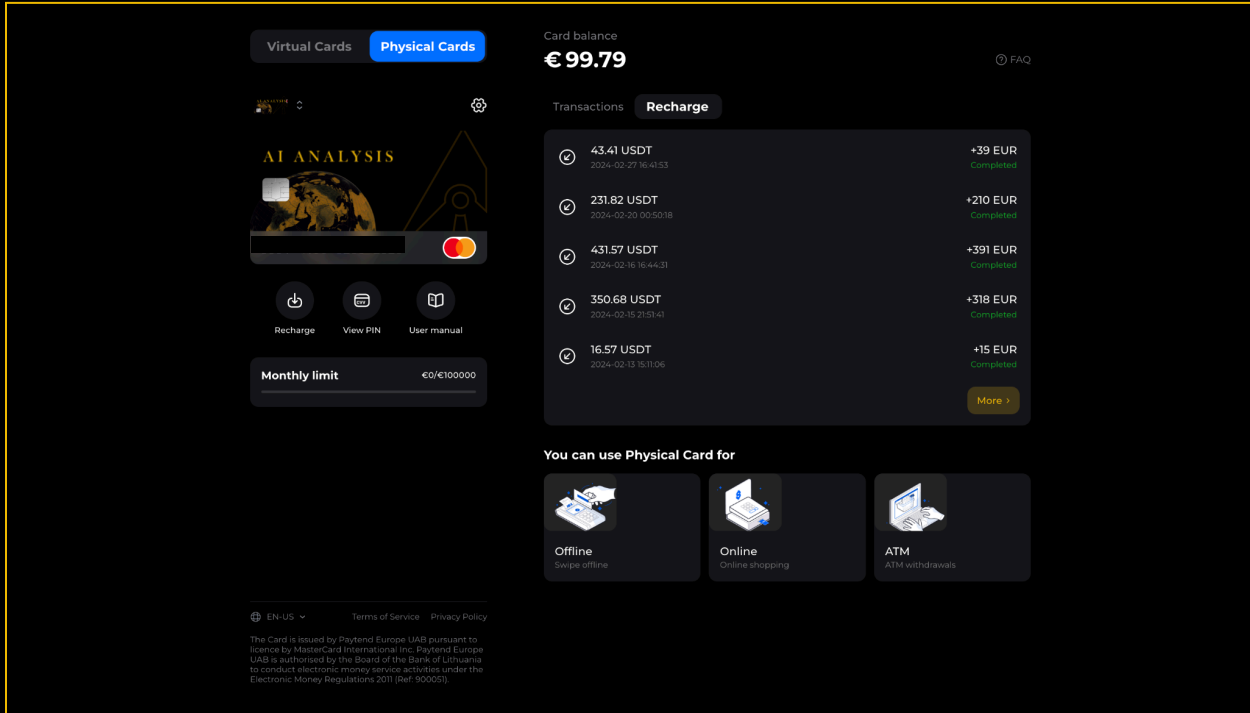
To sign in, enter your preferred email address in the highlighted field, click on the checkmark to agree to the terms of service and privacy policy, and then click “Proceed”.



An OTP will be sent to your registered email address within 1 minute. Enter the OTP code to proceed further. Please note that depending on your email setting, the OTP could be in your Junk/Spam mail, so make sure to check it. However, if you haven't received it, click on "Resend code" to receive a new code to your registered email address.



Voila, you are in your AIA Card Portal, where you can manage your cards, apply for new cards (physical and virtual), view your pin and ASC code, track transactions and recharges, and manage balances.



The screenshot displays the AIA Card Portal interface. At the top, there are tabs for 'Virtual Cards' and 'Physical Cards', with 'Physical Cards' selected. The card balance is shown as €99.79. Below the balance, there are options for 'Recharge', 'View PIN', and 'User manual'. A 'Monthly limit' of €0/€100000 is also visible. The 'Transactions' section shows a list of recent transactions, including recharges and payments. Below the transactions, there are three cards indicating where the physical card can be used: 'Offline' (Swipe offline), 'Online' (Online shopping), and 'ATM' (ATM withdrawals). At the bottom, there are links for 'Terms of Service' and 'Privacy Policy', and a small disclaimer about the card issuer, Payfend Europe UAB.

Virtual Cards **Physical Cards**

Card balance
€99.79

Transactions **Recharge**

Transaction	Amount	Status
43.41 USDT 2024-02-27 16:41:53	+39 EUR	Completed
231.82 USDT 2024-02-20 00:50:18	+210 EUR	Completed
431.57 USDT 2024-02-16 16:44:31	+391 EUR	Completed
350.68 USDT 2024-02-15 21:51:41	+318 EUR	Completed
16.57 USDT 2024-02-13 18:11:06	+15 EUR	Completed

You can use Physical Card for

- Offline**: Swipe offline
- Online**: Online shopping
- ATM**: ATM withdrawals

EN-US Terms of Service Privacy Policy

The Card is issued by Payfend Europe UAB pursuant to license by Mastercard International, Inc. Payfend Europe UAB is authorised by the Board of the Bank of Lithuania to conduct electronic money service activities under the Electronic Money Regulations 2011 (No. 100201).

7. List of Restricted Regions

7.1 Restricted Countries

- UG Uganda (UG) - Africa
- BJ Benin (BJ) - Africa
- CM Cameroon (CM) - Africa
- ET Ethiopia (ET) - Africa
- GY Guyana (GY) - South America
- LA Laos (LA) - Asia
- NG Nigeria (NG) - Africa
- PK Pakistan (PK) - Asia
- LK Sri Lanka (LK) - Asia
- TT Trinidad and Tobago (TT) - North America
- AF Afghanistan (EU/CC) - Asia
- BY Belarus (EU/OFAC/CC) - Europe
- MM Myanmar (EU/OFAC/CC) - Asia
- Crimea Region - Europe
- CD Democratic Republic of the Congo (EU/OFAC/CC) - Africa
- KP North Korea (EU/OFAC/CC) - Asia
- IR Iran (EU/OFAC/CC) - Asia
- IQ Iraq (EU/OFAC/CC) - Asia
- LB Lebanon (EU/OFAC/CC) - Asia
- LY Libya (EU/OFAC/CC) - Africa
- RU Russia (EU) - Europe
- SO Somalia (EU/OFAC) - Africa
- SS South Sudan (EU/CC) - Africa
- SD Sudan (EU/OFAC/CC) - Africa
- TN Tunisia (EU) - Africa
- UA Ukraine (EU) - Europe

- BA Bosnia and Herzegovina (EU/OFAC) - Europe
- YE Yemen (EU/CC) - Asia
- RS Serbia (EU/OFAC) - Europe
- VE Venezuela (EU) - South America
- ZW Zimbabwe (EU/OFAC/CC) - Africa
- CU Cuba (OFAC/CC) - North America
- SY Syria (OFAC/CC) - Asia
- VU Vanuatu (CC) - Oceania
- Central African Republic - Africa
- Haiti - North America
- Donetsk - Part of Ukraine
- Luhansk - Part of Ukraine
- Zaporizhzhia - Part of Ukraine
- Kherson Oblast - Part of Ukraine
- CN Mainland China - Asia

7.2 Grey Listed Countries:

- Algeria
- Angola
- Botswana
- Burundi
- Cape Verde
- Comoros
- Republic of the Congo
- Ivory Coast
- Djibouti
- Eritrea
- Egyptian
- Fiji

- Gabon
- Gambia
- Guinea
- Guinea-Bissau
- Kenya
- Lesotho
- Liberia
- Madagascar
- Malawi
- Mali
- Mauritania
- Mauritius
- Morocco
- Mozambique
- Namibia
- Niger
- Rwanda
- Sao Tome and Principe
- Senegal
- Sierra Leone
- South Africa
- Eswatini
- Tanzania
- Togo
- Zambia
- Zimbabwe



8. Need Additional Support?

If you have any questions, feel free to reach out to us at support@aianalysis.group or speak to an agent on our 24/7 live chat.